





United Nations
Development Programme



The Millennium Development Goals Progress of Work from 2004-2007





His Highness Sheikh
Khalifa Bin Salman Al Khalifa

Prime Minister



His Majesty King
Hamad Bin Issa Al Khalifa

King of the Kingdom of Bahrain



His Highness Sheikh
Salman Bin Hamad Al Khalifa

Crown Prince and Deputy Supreme
Commander of the Bahrain Defense Force

Chronology	Topic	Page Number
1	Introduction	6
2	Executive Summary	8
3	The Kingdom of Bahrain	23
4	Facts and Figures	24
5	Methogolody of Report Preparation	27
6	Goal 1: Eradicate Extreme Poverty and Hunger	29
7	Goal 2: Achieve Universal Primary Education	38
8	Goal 3: Promote Gender Equality and Empower Women	46
9	Goal 4: Reduce Child Mortality	58
10	Goal 5: Improve Maternal Health	64
11	Goal 6: Combat HIV/AIDS, Malaria and Other Diseases	68
12	Goal 7: Ensure Environmental Stability	74
13	Goal 8: Develop a Global Partnership for Development	82
14	Annexes	89



Towards Achieving the Millennium Development Goals: Progress of Work (2004-2007)

Introduction:

Due to the importance given by the government of the Kingdom of Bahrain to humanitarian issues and human rights, its keenness to improve the living standards of its citizens, and its belief in the importance of human resources as a vital strategic resource, the Kingdom has made the goal of developing the society its first priority and thus placed care in drawing a national plan to develop the society economically, psychologically, intellectually, environmentally, and culturally, resulting in the creation of an advanced society based on the principles of freedom, equality, and security, which provides its people – citizens and residents – with the right to a safe and tranquil life, present and future.

The Kingdom has taken essential steps to attain these goals under the umbrella of the National Reform Program that was introduced by His Majesty, King Hamad Bin Isa Al Khalifa, which engaged all sectors. The objectives of the National Reform Program is clearly represented in national plans, policies, and strategies, as well as in the different programmes and services which were briefly covered in the 2003 Millennium Development Goals (MDG) Report that was prepared by the Ministry of Foreign Affairs in cooperation with The United Nations' Development Program (UNDP). The Report highlighted the nation's growth and development in areas such as education and health, as well as national challenges and priorities. The MDG Goals, which were covered in the 2003 Report, are as follows:

- First Goal : Eradicate of extreme poverty and hunger.
- Second Goal : Achieve universal primary education
- Third Goal : Promote gender equality and empower women
- Fourth Goal : Reduce child mortality
- Fifth Goal : Improve maternal health
- Sixth Goal : Combat HIV/AIDS, malaria and other diseases
- Seventh Goal : Ensure environmental stability
- Eighth Goal : Develop a global partnership for development

This Report, “The Millennium Development Goals: Progress of Work from 2004-2007” prepared by the Ministry of Social Development in coordination with line public institutions, civil society organizations (NGOs) and the United Nations Development Programme (UNDP in Bahrain). The Report was prepared based on the decision of The Cabinet on December 3rd, 2006 to produce a report on the country’s progress in achieving the MDGs, whose complete fulfillment requires more of the nation’s efforts as well as the initiation of strategic development strategies and policies based on active partnerships and national awareness. In order to mobilize the Cabinet’s decision, Her Excellency, Dr. Fatma Mohammed Al Balooshi, Minister of Social Development, initiated the creation of the MDG National Committee to prepare the report. The MDG National Committee, in turn, used a team of experts to help in the preparation of the report. The Committee and the team of experts were in regular contact in order to create an accurate, objective and transparent study, based on the data available by the Ministry of Information and research centers and organizations. This data allowed for an analysis of the nation’s accomplishments, as well as challenges which the government and non-governmental organizations can work together to overcome.

The Report is essentially a reference document which records the country’s achievements in fulfilling the MDGs and a comprehensive source of information on the current state of the Kingdom, which allows for national planning, strategizing, and updating of laws and systems which pave the way towards a better tomorrow. This Report, in your hands today, is only the beginning of upcoming reports which look further into national data and information, in line with the Kingdom’s aspirations and goals, and envisions the way forward after the accomplishment of the MDGs.



Executive Summary

The Kingdom of Bahrain believes in the importance of the Millennium Development Goals (MDGs), since they correspond to its foundations and objectives. In the process of progressing towards achieving the MDGs, Bahrain takes into consideration the special circumstances and conditions, human and economic capacities, and degree of development reached.

Bahrain has followed a policy of diversifying sources of income and expanding heavy and transformational industries such as aluminum and petrochemicals, as well as financial and banking services, and tourism. Bahrain has made great steps toward ensuring economic stability, enhancing the role of the private sector, and making use of the surplus to promote development and the diversification of income sources. These developments have come in light of the economic revival witnessed in the region, supported by oil revenues and high liquidity, thus reinforcing treasury revenues and allowing ample room for expenditures on capital projects and infrastructure. All of these factors have helped to revive the various economic sectors.

Many factors have played a role in Bahrain's increased capacity to attract investments; leading the way here is the country's advanced rankings in transparency, economic freedom, and the stability of its position as an international financial center. The growth factors of Bahrain's economy have been reinforced by oil price developments as well as a successful policy of diversifying sources of revenue, the growth of non-oil sectors, the development of an investment environment, and the strengthening of Bahrain's reputation as a regional financial and commercial center. This has positively affected credit rating and international reports on economic competitiveness, the freedom of economic systems, and the ability to attract direct foreign investments.

Bahrain's economy is based on individual initiatives and free capital in investments and circulation, in addition to the support of the private sector through its contribution to development. Bahrain is currently implementing privatization programs for key government properties such as utilities (ports and public transport) and telecommunications, which are owned and managed by the private sector. It has also established Bahrain Mumtalakat Holding Co., which owns the government's shares in companies operating on Bahraini soil. In addition, the free trade agreement between Bahrain and the United States is considered to be the first agreement in the Gulf region for freeing the trade of goods and services. It removes trade barriers and customs duties on goods and services, supports economic and trade activities between the two countries, and is expected to increase investment flows to Bahrain – therefore reinforcing Bahrain's trade balance, supporting economic growth fundamentals, and creating new employment opportunities. The free trade agreement entered into effect in the first quarter of 2006, after its ratification by US Congress on December 7, 2005 and the approval of the US administration on January 11, 2006.

Bahrain has become a member of the World Trade Organization (WTO) and has participated in a number of free trade agreements, such as the free trade agreement with the United States, the Gulf Common Market, and the Arab Common Market, allowing it to enter the globalized economy as an important player.

The Millennium Development Goals

The leading challenge faced by Bahrain is the maintenance of its advanced ranking in economic growth and development, particularly human development. The country's priority is to continue progressing through the acceleration of economic growth, in addition to sustainable development that is complete on

all levels and that is linked to building people's capacities and expanding their choices. In Bahrain, a country with a limited surface area and limited natural resources, people are the most important resource. They must be given the priority in all development policies, while economic, institutional, educational, and work system reforms must serve this strategic objective.

This MDG Report shows progress and achievements that have sometimes exceeded the levels and indicators set for MDGs worldwide. However, the report strives to give a broader outlook of the achievements required on the national level, since the development level of Bahrain requires the adaptation of these goals and the commitment to achieve even more ambitious levels. This will be dealt with in more detail in the coming version of the MDG report.

The Report covers the progress of work in achieving the MDGs between 2005 and 2006. The below section highlights the main points in each goal.

Goal 1: Eradicate Extreme Poverty and Hunger

1- National data indicates that the percentage of the population living on less than US \$1 per day, the global definition of extreme poverty, is zero in the Kingdom of Bahrain. The Kingdom has concentrated on developing programs and projects to expand the middle class and uplift needy families suffering from low incomes. The Government has taken a number of steps in this regard, including:

- Developing a national strategy to uplift needy families in August 2005.
- Signing an agreement with the World Bank to assess the social protection network by conducting an analytical study on the characteristics of families receiving social assistance.
- Developing a national plan to aid the growth of productive families, including the establishment of production units and centers of excellence for product development and marketing centers for those products.
- Establishing prize incentives for productive families through the support of Her Royal Highness, Shaikha Sabika Al Khalifa, the wife of His Majesty, the King.
- Working on the establishment of the Family Bank with a capital of \$ 15 million dinars in support of income-generating activities and micro-enterprises.
- Supporting Non-governmental Organizations (NGOs) through the National Social Action Fund, which supports projects implemented by the private sector to serve the community, in addition to providing technical and logistical support through services provided by the National NGOs Support Center, established by the government.
- Raising the value of social assistance per person from 50 dinars to 70 BD, and per family of 5 persons from 100 dinars to 150 BD.

2 - Bahraini families have benefited from subsidies provided by the State to all segments of society, which included lifting the minimum level of basic salaries of civilian government employees of public office holders, doubling social allowances, reducing the burden of electricity costs to needy families, reducing tuition fees (as well as doubling the number of those exempt from these fees), ensuring that orphans are provided monthly financial aid, materially supporting widows, allocating a part of the Seef Mall commercial property for needy families, reducing housing loans, and providing state subsidies, such as foodstuffs, namely: meat, poultry, and flour.

In order to improve living standards, the Government has taken steps to increase job opportunities and provide training opportunities for citizens, including:

- Initiating the implementation of the national project for recruitment during 2006-2007, from which 5425 citizens benefited.
- Passing a law on insurance against unemployment in October 22, 2006.
- Increasing the minimum pension and unemployment insurance.
- Amending the salaries of the private sector

Goal 2: Achieve Universal Primary Education

Bahrain provides free education to everyone and has been able to include all children in primary school age in schools. Also, education is widespread and developed at other levels. Since the World Declaration on Education for All (Jomtien, Thailand, 1990), the Kingdom of Bahrain has strived to achieve the goal of expanding universal primary education by 2000, and has succeeded in doing so. The net enrolment ratio reached 99% during the 1997/1998 academic year. The Kingdom has also made considerable progress in combating illiteracy, especially in young people, with a literacy rate of nearly 100%.

Hence, since the second global goal was achieved a number of years ago, the target and suggested indicators are not commensurate with the current Bahraini reality. Thus, the 2003 MDG report for Bahrain included a reference to enrolment ratios in intermediate and secondary education and briefly noted the spread of higher education as well as the levels of spending on the education sector – these being indicators that shed more light on the status of education indicators.

Bahrain has achieved universal free primary education, but the challenge remains in making higher level education accessible, mandatory, and free of charge, halting dropout cases, improving the quality of education, and bridging the quality gap between males and females, particularly in university education.

Goal 3: Promotion of Gender Equality and Empowering Women

Bahrain has made numerous achievements in empowering women and achieving gender equality in education and public positions. Females prevail over males in all stages of education both in number and excellence, and this has positively affected the entrance of Bahraini women into the labor market and increased their employment opportunities in the public and private sectors, despite the difficulties and some forms of discrimination against women. It has also positively affected the growing role of women in politics, society, and culture, and their participation in political and civil associations. In recent years and with the support of the State, women have taken leading positions in the Cabinet, the diplomatic corps, Representative and Shura Councils.

However, such achievements are not in line with the level and proportion of educated and working women. The problem does not lie in political will alone; social and cultural factors play an essential role, as recent elections saw high rates of participation by women, although women's success was limited both in parliamentary and municipal elections. Generally speaking, Bahrain has made great and effective strides in promoting equality and eliminating discrimination against women in all areas. However, there is a fundamental challenge to be dealt with and reformulated with respect to changing concepts and traditional patterns of women's social roles, and its importance lies in its negative impact on individual and societal perception of women. There is no doubt that social

and cultural obstacles related to family life should have a greater priority for development actors in Bahrain. We should not settle for the prevailing traditional approaches covering the areas of education, economic activity and political participation.

Goal 4: Reducing Child Mortality

Generally speaking, under-five child mortality is low in Bahrain, with levels close to those prevailing in developed countries. In Bahrain, the under-five child mortality rate amounted to about 10 deaths per thousand live births in 2006 and the infant mortality rate (under one year) reached 7.6 deaths per thousand live births. The same applies to vaccination against measles, which recorded a 100% coverage level as well, indicating the success and effectiveness of the child care system.

Health statistics indicate a significant decrease in under-five child mortality rate per 1,000 live births from 22 deaths in 1990 to about half (10.1) in 2006, as a result of the remarkable progress in services designed for this age group, such as periodic checkups from birth to the age of six - when children are subject to checkups for the early detection of most diseases that lead to illness and delays in growth, so that cases are monitored and treated by specialists in this field - in addition to immunization of children against the most infectious diseases for this age, as well as the special care for mothers before delivery and during pregnancy. The Ministry of Health is currently adding laboratory tests to detect certain illnesses, such as hereditary blood disorders, and periodic screening for thyroid failure at birth. One of the best achievements in the Kingdom of Bahrain has been the provision of periodic examinations and immunization in all governmental and private health centers and clinics designed for the follow-up and treatment of children.

Goal 5: Improve Maternal Health

In the Kingdom, there is a controversy related to the calculation of maternal mortality rates due to the small population and the relatively low number of newborns (this ratio is calculated by maternal mortality for every 1,000 newborns), and particularly since the number of mortalities is very low, which does not allow for its direct statistical use. On the other hand, available health statistics show that the proportion of births attended by skilled health personnel exceeded 99% over the past decade (skilled health personnel include doctors and midwives). This proportion has increased from 99.2% in 1995 to 99.4% in 2006. Thus, Bahrain has reached the summit when it comes to this indicator.

Welfare services are provided in Bahrain before and during pregnancy through the presence of qualified personnel who offer pre-pregnancy health consultations; there are also clinics that follow-up pregnant women and offer periodic tests, such as laboratory tests and ultrasound x-rays, to ensure the wellbeing of the fetus. The average number of prenatal visits is 5 to 6, as recommended by World Health Organization, and patients are treated according to its guidelines. Safe delivery is also available in health centers that are easily accessible in all regions of the country, along with post-pregnancy services, which include periodic tests, contraception, and the early discovery of risky cases.

Goal 6: Combat HIV/AIDS, Malaria, and other diseases

Bahrain has succeeded in eliminating traditional contagious diseases such as malaria, measles, smallpox, and hepatitis. For instance, no deaths were recorded due to malaria from 1995 to 2004. There were 192 cases in 1991 and 79 in 2002, which all involved foreigners arriving in Bahrain. Death ratios associated with tuberculosis decreased by more than two-thirds between 1996 and 2006, thanks to measures such as monitoring reported cases, examining incoming foreigners, early treatment and following the recommended treatment by the WHO, which was put into effect in 1999. As for treating patients, statistics conducted by the National Committee for Combating Tuberculosis showed that since 1999, all the diagnosed cases have been treated according to the guidelines.

Bahrain still faces the challenge of HIV/AIDS despite the progress made in combating and treating it. The number of officially registered cases is less than actual cases due to the concealment of the disease for religious and social considerations. The health policy adopted for fighting HIV/AIDS consists in the examination of segments most likely to be affected.

Goal 7: Ensure Environmental Sustainability

The report concluded that ensuring environmental stability is one of the most important national priorities, which is closely linked to the prosperous future of Bahrain. The country's population density is one of the highest ratios globally. The limited surface area and rapid population growth have resulted in pressure on natural resources, in addition to pressure on public services, which render Bahrain particularly sensitive to population growth.

The most eminent environmental challenge that Bahrain currently faces is the ongoing deterioration of coastal and marine environments, the increasing demand for energy and water, air pollution, hard and liquid waste-management, and the deterioration of agricultural lands. In light of this situation, the question arises on how can sustainable development, balance between economic and social development, and environment protection be achieved? Economic growth, an important aspect of development does not take into account environmental considerations. On the long-term, it is feared that this would lead to weakening the economic development track.

Goal 8: Develop a Global Partnership for Development

According to the report, Bahrain has greatly benefited from the policy of international cooperation to develop its economy. The growth options that have been adopted contain many opportunities, as well as many hazards that may threaten the ecological and social balance. Thus, while the State is freeing the economy and turning the government from a controller to an organizer of economy and basic services, there is a need for State role that would benefit all citizens through international cooperation, modern technology, oil boom, and economic development. The scientific, objective, and transparent review of the achievements and difficulties of Bahrain in achieving the MDGs constitutes one of the means to uncover the strengths and weaknesses of all the stakeholders involved in development: the government, the private sector, and civil society.

In the end, we would like to praise the achievements of the Kingdom of Bahrain, which has exceeded in some MDGs the levels and indicators set globally. This is a preliminary report for the subsequent and more detailed MDG Plus report, which will present national strategies and indicators, corresponding to the development level in Bahrain.

We would also like to thank all those who worked on preparing this report for their valuable efforts, aimed at achieving a better future.





BAHRAIN

The Kingdom of Bahrain

- **Surface Area and Location**

The Kingdom of Bahrain is an archipelago in the middle of the Western coast of the Arabian Gulf composed of 40 islands with a total surface area of 747 thousand square kilometers (according to GIS specialists Geometric). These islands constitute around 9% of the surface area controlled by the Kingdom (approx. 8277 square kilometers). Saudi Arabia lies to the west and is connected to Bahrain by a 25-kilometer causeway representing the only land access linking Bahrain to the external world (officially opened on November 25, 1986). Qatar is to the east, and a 42-kilometer bridge is planned to link it to Bahrain.

- **Political Regime**

Bahrain is a constitutional monarchy by virtue of the amended Constitution issued in February 2002. The king is head of the State and its highest representative. He presides the three powers (executive, legislative, judicial). Since he came into power in 1999, His Highness King Hamad Bin Issa Al Khalifa introduced exceptional improvements to the political system and related legislation and institutional machinery within the scope of the reform project focusing on the development of the country's legislation and systems in the political, economic, and social fields. This is based on the principle of separation among the executive, legislative, and judicial powers, and the reinforcement of their complementarity.

With regard to political reform, the ratification of the National Labor Charter in 2001 is considered an important achievement, with 98.4% of votes, followed by the vote on the Bahrain Constitution in February 2002. These developments contributed to the establishment of a legislative power represented by the National Council, which is composed of a Parliament and a State Council, each having 40 members. Whereas the members of Parliament are elected through free direct popular election, the members of the State Council are appointed by Royal Order. The first parliamentary elections took place in 2002 for the first legislative quarter and were followed by the elections of the second legislative quarter in 2006, which witnessed the participation of political forces and trends. It must be noted that the State Council was founded in 1992 with 31 members, which were increased to 40 members in the following round.

- **Civil Society**

Bahrain has a dynamic civil society, in which many clubs were established in the 1920s and many associations were established in the 1950s. There are currently around 455 associations in Bahrain, and they all play an important role in development based on the partnership with civil society organizations with the aim of achieving the Millennium Development Goals (MDGs).

- **Administrative Division**

The Kingdom of Bahrain is composed of five governorates: Al Manamah (Capital), al Muharraq, Ash Shamaliyya (Northern), Al Wusta (Central), and Al Janubiyah (Southern), which is the largest governorate with a surface area of around 441 square kilometers. Ash Shamaliyya is the most densely populated governorate. Bahrain is divided into five municipalities (Al Manamah, al Muharraq, Ash Shamaliyya, Al Wusta, and Al Janubiyah), each with a municipal council elected every four years. These councils issue legislations and decisions within the competences stipulated by law. Municipalities represent the executive power in each governorate and are subjected to the authority of the Ministry of Municipality Affairs and Agriculture.

- **Population**

There were 1,046,814 inhabitants in 2007, of which 529,446 were Bahraini nationals and 517,368 non-Bahraini nationals. Thus, Bahrainis constitute almost half of the total number of inhabitants in Bahrain. There was a 5.8% population growth rate in 2007, compared with 2.7% in the 2001 population census. It is therefore much higher than the world population growth rate that reached an average of 0.3% in developed countries and 1.7% in developing countries during 1995-2000 (World Resources Institute, 2000). This shows that there was a huge population growth rate registered in 2007 after previous regression due to the decline of Bahraini women's fertility due to education and increased economic participation.

According to the population census in 2001, there was a close female to male ratio of Bahrainis in all age groups. Moreover, the majority of the Bahrainis are young people, since around 57% of the population is less than 25 years of age.

- **Economic Situation**

- Economy Structure and Growth

The government adopted the policy of diversifying revenue sources and expanding investments in heavy and transformational industries, such as aluminum and petrochemicals, in addition to banking and financial services, and tourism. The Kingdom of Bahrain has taken great measures for ensuring its economic stability, focusing on the private sector, exploiting excesses for reinforcing development, diversifying its revenue sources and economic structures. This appears clearly in the GDP developments during recent years, which are part of the strong economic revival in GCC countries boosted by oil revenues resulting in high liquidity and reinforced Treasury revenues. All this offered great opportunities for spending on capital projects and infrastructure, thereby contributing to increase capital flows and supporting the revival expectations of all economic fields, particularly real estate – which is still going through intense revival.

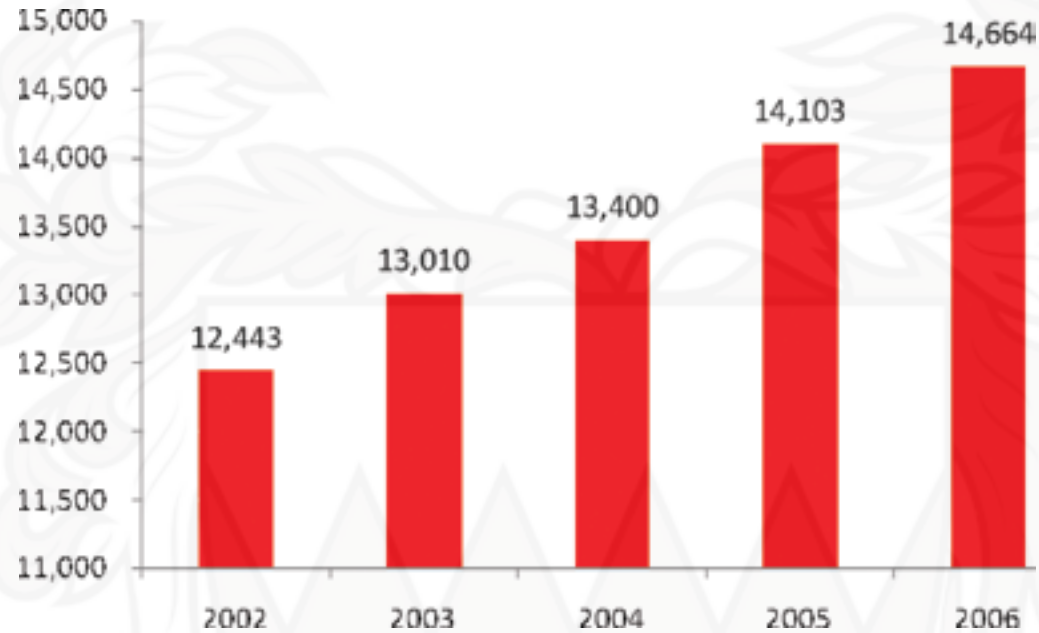
There was a 6.5% increase in the overall GDP growth in 2006, and the International Monetary Fund (IMF) expected the real overall GDP growth to reach 6.6% and 6.2% in 2007 and 2008, due to the progress achieved by the different vital sectors in Bahrain. The IMF also expected that Bahrain's economy would be the fastest growing one in the Middle East region during the coming period.

Figure 1: Real, Annual, and Nominal GDP per Year 2006-2008

	2006	2007	2008
Real GDP (Billion Bahraini Dinars)	4.105	4.377	4.647
Annual growth of real GDP (%)	6.55	6.63	6.16
Nominal GDP (Billion Bahraini Dinars)	5.951	7.394	9.175

Source: International Monetary Fund, World Economic Outlook Database, April 2008

Figure 2: Average Real GDP per Capita (USD)



Source: Central Body for Information

- Investment Environment**

Many factors played a role in Bahrain's increased capacity to attract investments in construction, real estate, tourism, industry, and trade, in the foremost of which is the country's advanced rankings in transparency, economic freedom, and the stability of its position as an international financial center. The growth factors of Bahrain's economy were reinforced by oil price developments as well as the success of the policy for revenue sources diversification, growth of non-oil sectors, development of investment environment, and the strengthening of Bahrain's reputation as a regional financial and commercial center. This has positively affected credit ranking evaluation and international reports on economic competitiveness, freedom of economic systems, and attraction of direct foreign investments.

Bahrain is considered to be today an important financial and economic center in the Middle East in addition to being an important center for Islamic financing, whereby a large number of international business companies and commercial and Islamic banks and external banking units are headquartered in Bahrain for the management of their business on the local, regional, and international levels. This is due to Bahrain's advanced infrastructure in communication and transport, in addition to developed legislation and administrative organization.

The economy system in Bahrain is based on individual initiatives and free capitals in investments and circulation, in addition to the support of the private sector through its contribution in development. Despite its limited resources, the economy was capable of the following achievements:

1. Rank in an advanced position in the UNDP Human Development Index.
2. According to World Bank rankings, Bahrain's economy is ranked among the higher half of the middle-income countries in terms of economy.
3. Bahrain is considered to be among the countries with the highest economic growth in the Arab world, according to the ESCWA report in January 2006.
4. Bahrain is considered to have the freest economy in the Middle East according to the Heritage Foundation/Wall Street Journal Index of Economic Freedom 2008; it was ranked No.19 worldwide, and No. 1 among Arab countries.

Thanks to its policy of revenue diversification, the contribution of the oil sector in the GDP has decreased, despite the increase of oil prices on the international market from 23.5% in 2002 to 14.5% in 2006. Similarly, the contribution of oil exports in the overall exports has decreased from 66.7% in 2002 to 35.2% in 2006. It is noteworthy that oil and natural gas are considered to be the only two natural sources in Bahrain. Oil is produced from fields in Bahrain at the rate of 36.7 thousand barrels per day, and from the shared Abu Si'ifa field with Saudi Arabia at the rate of 150 thousand barrels per day.

Bahrain is currently implementing privatization programs for the main governmental properties such as utilities (ports and public transport) and telecommunications, which are owned and managed by the private sector. It has also established Bahrain Mumtalakat Holding Co., which owns the government's shares in companies operating on Bahraini soil.

On the other hand, the free trade agreement between Bahrain and the United States is considered to be the first agreement in the Gulf region for freeing the trade of goods and services. It removes trade barriers and customs fees on goods and services, supports economic and trade activities between the two countries, and is expected to increase capital flow in Bahrain – therefore reinforcing the Bahrain trade exchange balance, supporting economy growth factors, and creating new employment opportunities. The free trade agreement entered into effect in the first quarter of 2006, after its ratification by US Congress on 7 December 2005 and the approval of the US administration on 11 January 2006.

- **Social Policy and Support to Poor Families (1)**

Poor families benefited from the subsidies offered by the government to all social categories, such as the increase of the basic minimum wage for civil government employees, the increase of social allowances, the decrease of electricity bills for needy families, housing premiums for citizens, and university tuition fees, as well as the increase of the number of students exempted from tuition fees, care of orphans with a monthly financial subsidy, the exemption of the families with a deceased breadwinner from housing premiums, the financial support of widows, and the provision of Ramadan needs to poor families. This in addition to the privatization of Seef Mall and allocation of 30% of the shares to needy families, and the building of a mall in Al Sitra dedicated to families with limited income. According to the same principle, a certain proportion of this mall's shares are offered to needy families in the region, and housing loans are decreased, in addition to countless other subsidies. It can be safely said that many of such subsidies are unheard of in the large majority of Arab and developing countries.

For the purpose of supporting poor families and improving their living conditions, report No. 21 was issued in January 2007 regarding the increase of the minimum retirement pension to 180 dinars per month, applicable on the pensions due starting January 1, 2007. As to the insurance against unemployment project that entered into effect in 2007, it includes foreign workers. Also, efforts will be made into finding jobs for the unemployed and offering training opportunities for native workers (2).

On the other hand, and after modifying the salaries of physicians, the Council of Ministers approved on 28 January 2007 the modification of executive positions for specializations, and issued decision No. 10-1916 for raising basic salaries by 15%, applicable from 1 February 2007. Moreover, decision No. 15 for 2007 was issued about an additional executive grade on the salary scale of executive positions, according to which the grades of executives are raised by one degree, therefore increasing salaries by 15-25.6%. It is noteworthy that no similar decision was issued regarding normal positions, which concern the majority of employees and lowest salaries. As to private sector salaries that concern around 90% of Bahraini jobs, they were not included in these salary increases.

The ministry of Social Development began in January 2007 the implementation of the new social security and social allowances law that was ratified in May 2006. Statistics show that the number of needy families reached 9796 families with an overall value of around 913,150 dinars. Accordingly, the value of social allowances per capita was increased from 50 dinars to 70 dinars, and for families composed of more than 5 persons from 100dinars to 150 dinars. There are also other subsidies offered by the ministry, such as the allocation of 10 to 20 dinars for reducing electricity and water fees, and distribution of shares in Seef Mall, in addition to free training for needy family members, exemption from tuition, municipality, works, and housing fees (5).

- **Health**

The health system is considered to be an important aspect of the social policy due to its role in preserving the safety of human resources and activating their participation in production. Based on the fact that healthcare must be provided according to the citizen's needs and not financial capacity, the government offers free of charge healthcare to citizens, whether they are employed or unemployed. According to the Constitution, health services are considered one of the

(1) Abdul Hamid Abdul Ghafar, Ibid.

(2) Local News Agency, 15 March 2007, Kingdom of Bahrain.

(3) Al Wasat newspaper, 16 January 2007.

main responsibilities of the government, which provides health care through its various health institutions and bodies.

Due to access to health services, life expectancy at birth has increased from 58.8 years in 1960 to around 72.9 years in 2004. Also, a great number of indicators improved, such as the average of deaths under the age of five and the gross death rate per 1000 inhabitants. This progress in health indicators is due in fact to the continuous increase in the health budget that reached around 132.7 million dinars in 2005 compared with 46.1 million dinars in 1991. As to the allocated health budget per capita, it increased from 90.7 dinars in 1991 to around 132.7 dinars and 150.7 in 2005 and 2006 consecutively.



Figure 3: Health Budget Increase Per Capita (in Dinars)

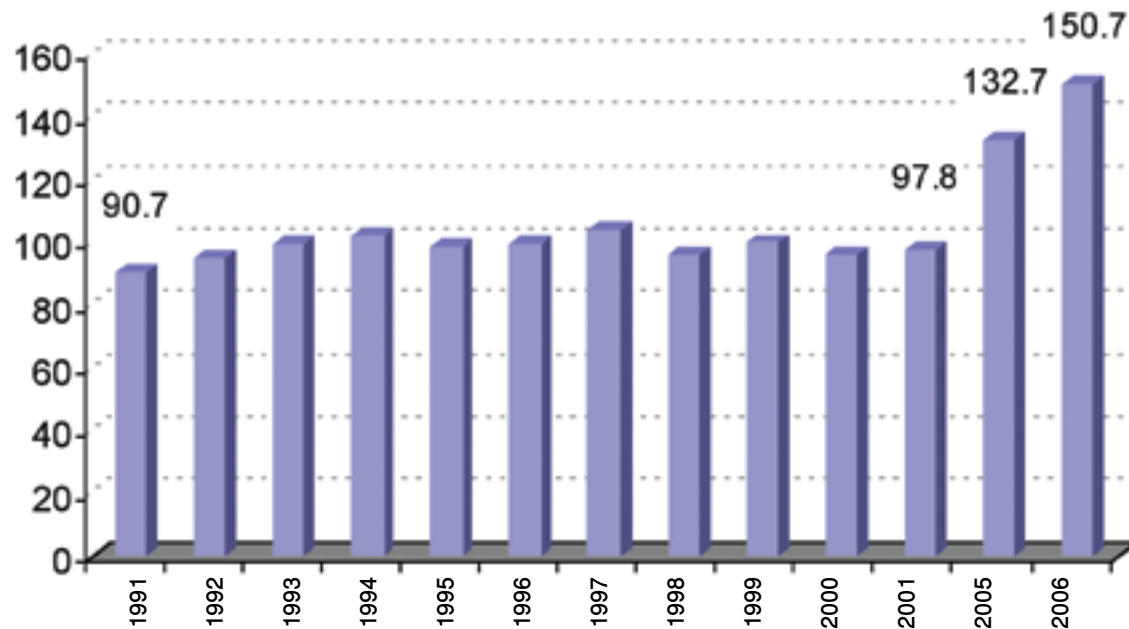


Figure 4: Health Budget per Year and Share Per Capita

Year	Budget (million D inars)	Share per capita (Dinars)
1991	46,1	90,7
2000	60,8	95,8
2005	96,0	132,7
2006	111,2	150,7

- **Education**

Education is a basic right for all individuals in society. Due to the government's provision of free basic education (primary, intermediate, and secondary) and quasi-free university education in the national university for Bahraini nationals, Bahrain has successfully progressed in achieving high levels of enrollment in education institutions, particularly at the primary level.

- **Petroleum Subsidies**

The difference between the price of refined petroleum intended for the international market at 47.7 USD per barrel and the price applied on the local market between 2005 and 2006 at 29.9 USD per barrel shows that the subsidies offered to consumers were around 117.4 million USD in 2005 and 2006. They constitute approximately 60% of the total petroleum revenues from the Bahrain field after refining it and selling it at 47.7 USD/barrel. It is noteworthy that 6,597,010 barrels of petroleum are sold locally annually, and the difference in local and international prices per barrel is 17.8 USD/barrel.

- **Water and Electricity Subsidies**

Careful scrutiny of the cumulative expenses directed at the water and electricity sectors in 1980-1998 shows the large size of these amounts compared with the size of the Bahraini economy. While effective spending directed at the water and electricity sectors during 1980-1998 reached around 1,632 million dinars, revenues from sales did not exceed 702.8 million dinars, i.e. 43%. This means that the state subsidized both these sectors at 57%. As to government support to water, it reached almost 80%.

- **Foodstuffs**

The government supports three foodstuffs: meat, poultry, and flour, which cost approximately 16.8 million Dinars, from which 9.8 million goes to meat, 6.8 million to flour, and 300,000 to poultry. (1)

(1) Statement made by the delegate of the Ministry of Industry and Trade for Trade Affairs Abdullah Mansour in parallel with the General Assembly of the Bahrain Company for Flour Mills on 31 March 2007, Al Anba Agency, 22 March 2007.

Bahrain Kingdom Facts and Figures

King	His Majesty King Hamad Bin Isa Al Khalifa
Crown Prince	His Highness Sheikh Salman Bin Hamad Al Khalifa
National Day	December 16
Independence Day	August 15, 1971
Location	Arabian Gulf
Territorial waters	747 km ² (the «Geomatic specializing in geographic information systems) 7522 km ²
Capital	Manama
Population	1,046,814 people (2007)
Population growth rate	5.8% (average during 2001-2007)
Executive authority	High Highness Sheikh Khalifa Bin Salman Al Khalifa (Prime Minister) The executive body is composed of 16 ministries and 15 government institutions (as in February 2008)
The Legislature	Shura Council is composed on 40 members appointed by royal order. The House of Representatives is composed of 40 elected by the people every four years.
The Judiciary	Civilian courts and Sharia courts Court of Cassation Constitutional Court Supreme Judicial Council
Administrative divisions	Five provinces (Manama, Muharraq, Northern, Central, and South) Five townships (Manama, Muharraq, Northern, Central, and South) Municipal councils are elected by the people every four years

Languages spoken	Official language is Arabic. English language is used in business and commerce.
Political associations	18 political associations (registered with the Ministry of Justice and Islamic Affairs)
Civil society organizations	455 civil society organizations (registered with the Ministry of Social Development)
Currency exchange rate to the dollar	0.377 dinars (fixed)
Inflation rate	2.2% (2006)
Financial and banking institutions	26 institutions (2005)
Gross Domestic Product (GDP)	BD 4105 million dinars (2006)
Per Capita GDP	US \$14,663 (2006)
Exports (FOB)	BD 5126.2 million dinars (2007)
Imports (CIF)	BD 4319.4 million dinars (2007)
Trade surplus	BD 806.8 million dinars (2007) The trade surplus is 19.6% of GDP
Economic freedom index	Based on the Heritage Foundation Report, 2008- Ranked 19 globally Ranked 1 in the Arab region
Manpower (15 years and older)	379,471 per capita (2007)
Unemployment rate	3.4% of total national employment
Dependency ratio	45% (2005)

Childhood dependency ratio	59.1% (2005)
Old-age dependency ratio	6.2`% (2005
Total dependency ratio	65.3% (2005)
National universities	2 (2008)
Private universities	14(2008)
Colleges and institutions	8 (2008)
Membership in reginal organi- zations	Council of Gulf Cooperation (founding member) Council of Ministers of Labour and Social Affairs GCC Common Market
Membership in Arab organiza- tions	Arab League Arab Common Market Arab Organization for Education, Science and Cultural Organization Arab Organization for Agriculture
Membership in international organizations	United Nations, September 21, 1971 Economic and Social Council Food and Agriculture Organization World Health Organization United Nations Educational, Scientific and Cultural Organization (UNESCO) Human Rights Council ``United Nations Organization on Trade and Cooperation International Monetary Fund, September 7, 1972 World Trade Organization, January 1, 1995 World Bank International Bank for Reconstruction and Development, September 15, 1972 International Finance Cooperation, September 22, 1995 The Multilateral Investment Guarantee, April 12, 1988 International Center for Settlement of Investment Disputes, March 15, 1996

Methodology of Preparing the Report

First Step

Based on the Cabinet's decision, the Ministry of Social Development in cooperation with the United Nations Development Programme in Bahrain were assigned the responsibility of conducting and preparing "Th Millennium Development Goals: Progress of Work 2004-2007" on the progress of work towards achieving the MDGs, on a regular basis.

Second Step

Her Excellency, the Minister of Social Development, Dr. Fatma Al Balooshi, issued a decision to create an MDG National Committee, under the name of "The National Committee for the preparation of the national report on the Millennium Development Goals", to prepare the report. The Committee is made up by 16 entities, including ministries, governmental, and civil society organizations.

Third Step

A team of national experts and representatives of civil society was created in order to benefit from their specializations, knowledge, and experiences in the process of preparing the report. The team was assigned the responsibility of drafting the report in collaboration with the National Committee, and in cooperation with the a UNDP expert.

Forth Step

- Workshops have been conducted on the MDGs for the National Committee, as well as a number of the civil society organizations' representatives.
- Workshops have been conducted for the team of national experts and the National Committee to clarify the methodology for preparing and writing the report, in accordance with the methodology being used globally and according to the indicators that are set by the United Nations.
- The National Committee held several meetings to discuss the content of the Kingdom of Bahrain's Report in achieving the MDGs for the period 2004-2007, to identify national indicators required for each goal, and to discuss the requirements for the upcoming MDG+ Report.



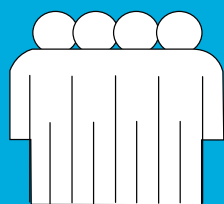
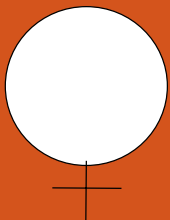

Target 1: Halve, between 1990 and 2015, the proportion of people whose income is less than one dollar a day

Indicators:

1. The proportion of people whose income is less than one dollar a day
2. Poverty gap average
3. The share of the poorest 5% of the population in national consumption

Goal 1

Eradicate Extreme Poverty & Hunger



Target 2: Achieve full and productive employment and decent work for all, including women and young people

Indicators:

1. Average GDP growth for every working person
2. Average economic activity for the overall population
3. Proportion of workers living on less than one dollar a day
4. Ratio of self-employed people and breadwinners to the overall work force

Target 3: Halve, between 1990 and 2015, the proportion of people who suffer from hunger

Indicators:

1. Proportion of underweight children (under 5 years old)
2. Proportion of people who do not receive the minimum daily calorie requirements



Combating poverty, particularly extreme poverty and hunger, constitutes the pivotal and joint goal of the Millennium Declaration and related goals. It is not by coincidence that the eradication of poverty is the subject of the first goal, due to its importance and to the fact that its achievement is linked to the achievement of most of the other goals.

The first goal focuses on the eradication of extreme poverty and hunger, since the forms of poverty strongly present in the less developed countries represent the minimum standard beyond which everyone agrees there is a violation of the human right of survival, growth, and a decent life. Therefore, regardless of the different definitions of poverty and ways to measure it, they all have this minimum standard.

Hence, extreme poverty globally describes the state of people whose income is less than one dollar a day (according to purchase power parity). It is a global measure for extreme poverty used for international comparisons along with two other indicators: the first regarding the average poverty gap (an indicator linked to the calculation of the poverty threshold), and the second regarding social inequality (one fifth of the population from the overall national consumption). Moreover, hunger indicators were specified (proportion of underweight children under 5 years of age and proportion of people who do not receive the minimum daily calorie requirements).

Many countries considered these indicators to be inadequate or insufficient, particularly those countries with middle or high development levels. Moreover, some international organizations and experts considered that the approach of a poor income based on the international poverty threshold and hunger is only a partial one. This has led to the addition of a third target with indicators in the latest suggested amendment to the MDGs. The new target covers the issue of work and unemployment (with four indicators) for its value itself as well as for its value in eradicating poverty through finding productive work opportunities. Such addition is perfect for countries with middle and high development levels, where work and unemployment represent a national priority despite the relative decrease in the extreme poverty levels in some of these countries.



In short, the first goal includes the following aspects:

1. Poor income in its direct sense
2. Inequality or disparity in income distribution
3. Unemployment and work conditions according to the concept of decent work
4. Hunger, expressed by food indicators

Although the current report will cover the four aforementioned aspects, it will offer only a brief outlook on the food-linked aspect since it cannot be applied in Bahrain as a poverty indicator. The recommendation is to look into child nutrition and food in goals 4 and 6. Moreover, this report will briefly include two new aspects: (a) the access to public services – namely safe water and sanitation (mentioned in goal 7) and (b) housing conditions (mentioned in goal 7). These two aspects will be looked into closely in the upcoming MDG+ Report, which will take into account the national, not the international, conditions in which these goals are to be achieved.

What Has Been Achieved Concerning Goal 1

Target 1: Halve, between 1990 and 2015, the proportion of people whose income is less than one dollar a day

As aforementioned, this target covers two dimensions: (a) first is absolute income poverty (people living below the poverty line and the average poverty gap) and (b) second is income inequality (the share of the bottom fifth of national consumption). Each dimension will be addressed respectively.

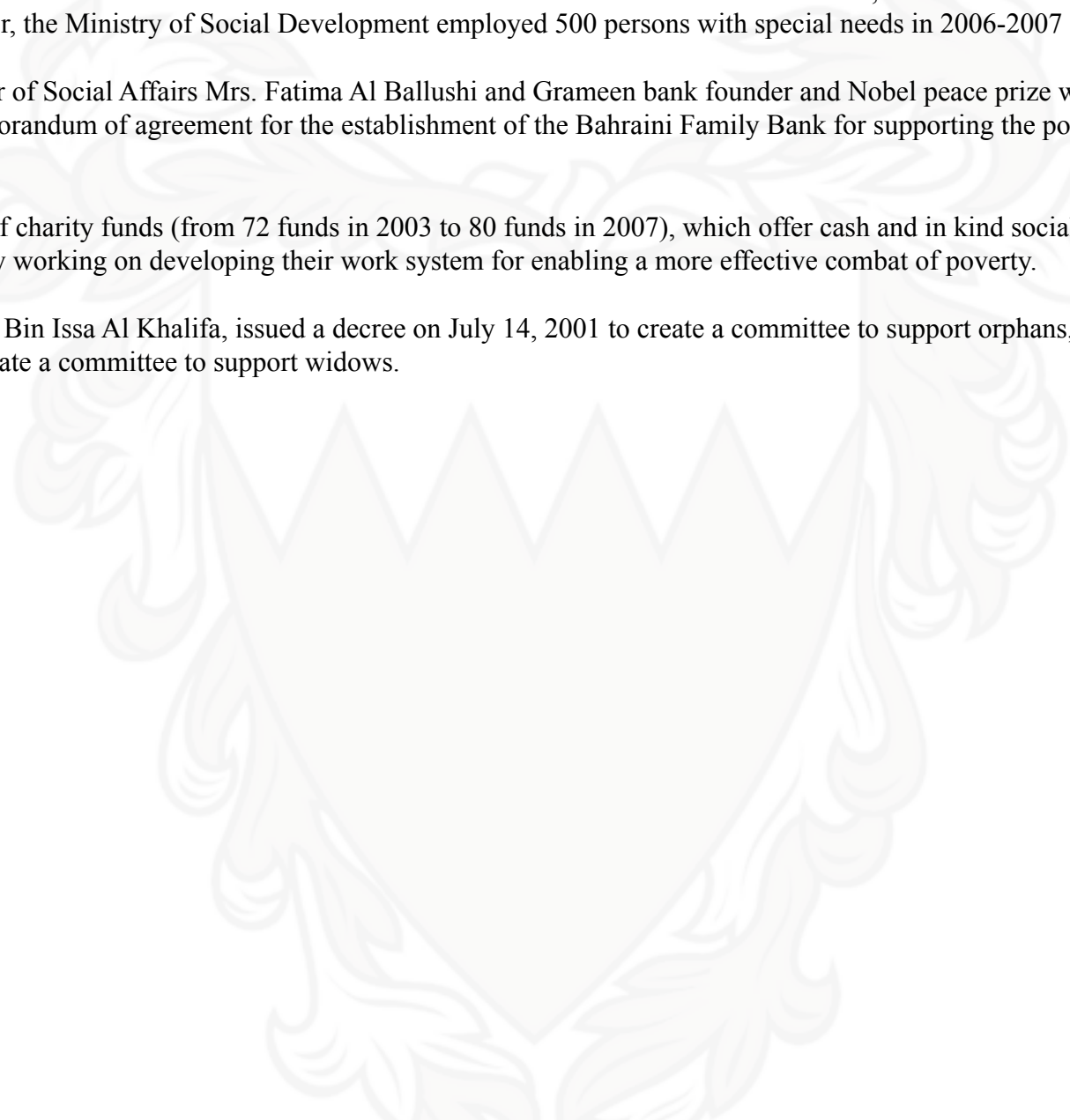
These indicators are interrelated and are analyzed based on the same data sources, Household Surveys, which indicate that in regards to the first dimension, the global indicator for extreme poverty, \$1 dollar a day, does not apply within the national context, given that 0% of the population live on that amount. Whereas, the concept of relative poverty is closer to the national context, as highlighted in the finding of the 2003 MDG Report.

In regards to the second dimension, inequality (third indicator: the share of the bottom fifth of national consumption), data has not been updated since the 2003 MDG Report, but will be included in the next report on MDG Plus, which will analyze the level of income disparity and inequality by assessing the share of the bottom fifth, or tenth, in national consumption.

The following measures and achievements were made regarding Goal 1 during the period ranging between the publication of the first report in 2003 and the current report:

(1) was adopted half of the value of intermediate income - median-to identify indicators of this concept, as is the case in the OCED

- 1- Signature of an agreement between the Ministry of Social Development and the World Bank for assessing and development the social security net work in Bahrain. The relevant study was launched in 2006.
- 2- Increase of governmental allocations for social assistance and increase of the minimum amount of allocations
- 3- Reduction of water and electricity fees for poor families (around 9020 families)
- 4- Allocation of 30% of the shares of Seef Real Estate Company to needy families (10,655 families)
- 5- Approval of the government on the national strategy for developing needy families
- 6- The national plan for developing and supporting productive families that includes the establishment of product marketing centers and offering an encouragement prize in the name of Sheikha Sabika daughter of Ibrahim Al Khalifa starting 2007.
- 7- Allocation of a 2-million-dinar budget in 2004 for the house rehabilitation and reconstruction program: 100 housing units were reconstructed, in addition to the planning for building 500 housing units each year in 2005 and 2006 with credits amounting to 20 million dinars.
- 8- Execution of the national employment project in 2006 and 2007, from which 22,100 employees benefited, in addition to the training of 5425 citizens.
- 9- The government of Bahrain specified the minimum wage in the public sector at 200 dinars per month, and the minimum retirement pension at 180 dinars per month. The national employment project called the private sector to set the minimum wage to 200 dinars per month also, in addition to cash rewards to trainees searching for jobs during their training.
- 10- Issuing of the insurance law against unemployment on 22 October 2006, with a 1% cut from the salaries of employees in the public and private sectors. This insurance includes unemployment benefits to unemployed men and women (not less than 150 dinars per month for university graduates and 120 dinars for non-university graduates). Such measures contribute greatly to limit poverty.
- 11- Continuing the subsidy policy for the prices of goods and increase the proportion of governmental subsidies to 22%.

- 
- 12- Supporting people with special needs, with decision No. 3-1807 issued by the Council of Ministers on 12 September 2004 that allocated 50 dinars per month per individual. There were around 4988 beneficiaries from this decision until December 2007, out of the 5500 individuals with special needs in Bahrain. Moreover, the Ministry of Social Development employed 500 persons with special needs in 2006-2007 (7).
 - 13- On 7 March 2007, Minister of Social Affairs Mrs. Fatima Al Ballushi and Grameen bank founder and Nobel peace prize winner Professor Mohammad Yunus signed a memorandum of agreement for the establishment of the Bahraini Family Bank for supporting the poor in Bahrain with capital of 15 million dinars.
 - 14- Widen the scope of work of charity funds (from 72 funds in 2003 to 80 funds in 2007), which offer cash and in kind social assistance to weak categories. They are currently working on developing their work system for enabling a more effective combat of poverty.
 - 15- His Majesty, King Hamad Bin Issa Al Khalifa, issued a decree on July 14, 2001 to create a committee to support orphans, followed by a decree on November 4th, 2001 to create a committee to support widows.

(7) Statement of Minister of Social Affairs Fatima Al Ballushi, Gulf News Newspaper, Issue 13,10856, December 2007

Target 2: Achieve full and productive employment and decent work for all, including women and young people

This new target includes three aspects as follows:

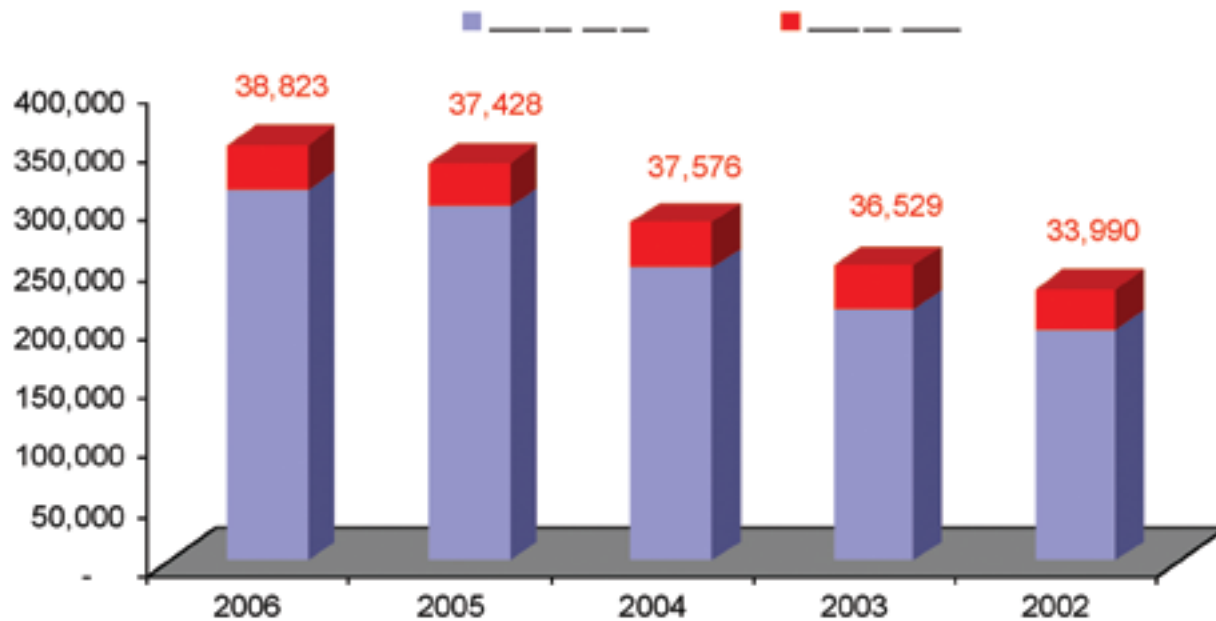
- First: Achieve full and productive employment, i.e. maximum economic activity and unemployment rates close to zero. This might seem too theoretical, but work in this sense remains one of the main foundations for human development and eradicating poverty. This implies the assessment of economic performance and growth based on the available job opportunities.
- Second: Respect the principle of decent work requirements that has constantly been defended by the International Labor Organization (ILO) and that includes: obtaining adequate remuneration for the efforts made, providing workers with social and medical coverage, providing healthy and adequate working conditions, as well as the right of workers to syndicate memberships and equitable negotiations with employer.
- Third: The new target's inclusion of women and young people on the labor market, which is an indicator of fairness and effectiveness, the sustainable character of poor-friendly economic performance, and development.

The team was unable to determine the suggested indicators for this new target in this report, and will be able to do so in the coming phase when the necessary data will become available. This report merely states the most important changes and indicators related to work and unemployment that are linked to this target. (8)

1. Employment

There was a 53.1% increase in the number of workers during 2002-2006. While the number of Bahraini workers registered a 13.4% growth during this period, there was a 77.9% increase in the number of incoming foreign workers until it reached 71.5% in 2006 compared with 61.5% in 2002. On the other hand, the number of foreign workers compared to the overall number of workers decreased to 28.5% against 38.5% in 2002. Therefore, it appears that the Bahraini economy was able to create 121,983 jobs during 2002-2006, i.e. around 53% of the overall employment in 2002. It registered a growth of around 18.3%, 4.6%, 17.9%, and 14.4% in 2006, 2005, and 2004 respectively.

Figure 1: Overall Employment Growth during 2002-2006

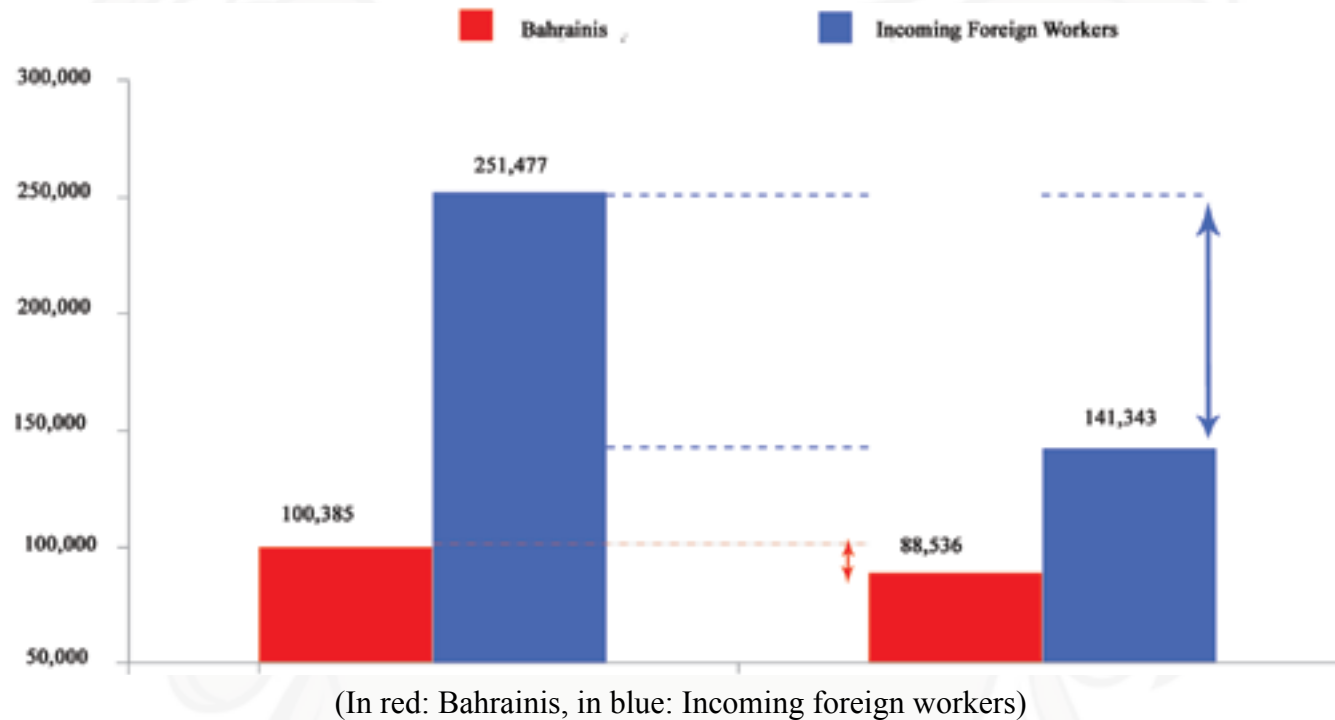


1. Unemployment

According to official statistics, the general unemployment rate reached 5.5% in 2001, and 12.7% among citizens (10% for males, 20.5% for females). As for the unemployment rate of foreign workers, it reached 0.46% (0.35% for males, 0.9% for females).

It was decided to establish the innovative Employment Insurance Fund for the support, training, and rehabilitation of job seekers, thus offering additional protection and relative stability to workers. If the insurance law against unemployment issued by royal decree on 22 November 2006 is applied, it will be the first of its kind in the region. Minister of Labor and Head of the Board of Directors of the General Organization for Social Insurance Majeed Al Alawi assured that the 18% increase of contributions was made with the approval of the Council of Ministers on 8 April 2007, indicating that the Pension Fund Commission – and then the General Organization for Social Insurance – will increase contributions to 21% after two years. Therefore, insurance contributions against old age, disability and death under the Social Insurance Law issued as per decree No. 24 of 1976 will be increased from 12% to 15%, so that the total contributions, including the insurance against work injuries, will be of 18% regarding the contributions currently applied by the Pension Fund Commission. Contributions will be raised to 21% two years from the effective date of application of this increase. It is noteworthy that the contributions increase will be assumed by citizens and national companies: 1% will be deducted for insurance against unemployment from salaries. Thus, the total deducted proportion from salaries will be 7%.

Figure 2: Increase of Incoming Foreign Workers V/S Increase of Bahraini Workers during 2002-2006



1. Wages and Salaries

Official national statistics confirm that the average monthly salary in the public sector has increased to BD 700 Dinars in 2006, in comparison to BD 597 in 2002. While the average increase for Bahrainis is approximately 17.5% in 2006, it increased by 13.3% for expatriates during the same period. As for the salaries and wages of Bahraini females to Bahraini males, the average reached 91.4% for the period 2002-2006.

Figure 3: Increase of Incoming Foreign Workers V/S Increase of Bahraini Workers during 2002-2006

	2002	2003	2004	2005	2006
The total workforce in the public sector	33.990	36.529	37.576	37.428	38.823
Male	20.480	21.622	21.861	21.495	22.160
Female	13.510	14.907	15.715	15.933	16.663
Overall total workforce in the Kingdom	14.8%	14.6%	13.2%	11.1%	11.0%
Bahraini	30.742	33.034	33.754	33.691	34.771
Male	18.225	19.248	19.207	18.887	19.431
Female	13.517	13.786	14.547	14.804	15.340
Overall total workforce in the public sector	90.4%	90.4%	89.8%	90.0%	89.6%
Non-Bahraini	3.248	3.495	3.822	3.737	4.052
Male	2.255	2.374	2.654	2.608	2.729
Female	993	1.121	1.168	1.129	1.323
Overall total workforce in the public sector	9.6%	9.6%	10.2%	10.0%	10.4%

.Source: Economic Indicators Report, Central Bank of Bahrain, December 2006

The Kingdom of Bahrain has taken important steps in addressing the issue of labour reform, which is essential to the process of developing valuable human resources and making Bahrainis more attractive candidates in the labour market. Labour reform also entails addressing matters related to wage and salary increases, as well improving the performance of national organizations. Since September 2004, following a national workshop on the current situation and the future vision of the labour market, the Crown Prince of the Kingdom of Bahrain and Deputy Supreme Commander of the Bahrain Defence Force His Highness Sheikh Salman Bin Hamad Al Khalifa, has taken great initiative in addressing this issue. Representing the leaderships' faith in the importance of national partnership in overcoming the Kingdom's challenges, it was announced that the main goals of labour reform are: encouraging the private sector to be an engine for economic growth in Bahrain and making Bahrainis the top choice for employment in the private sector. The process of labour reform has begun, guided by the following policies:

1. Implementing a system for expatriate fees and creating an expatriate quota in different economic sectors.
2. Support essential training programmes to rehabilitate Bahrainis for work. And, increase incentives for Bahrainis to work in the private sector.
3. Increase the flexibility of expatriates to change jobs by allowing visa holders to change employers.
4. Increase labour standards for all workers by adopting and implementing systems that adhere to international labour standards.
5. The application of clear and dependable work policies that relate to job termination and the creation of arbitration committees specialized in employment and work matters.

The Labour Market Regulatory Authority was established as a financially and administratively independent body. His Highness, the King, issued a law regarding the Labour Market Regulatory Authority on May 31, 2006, stating that the Labour Market Regulatory Authority has all the authority over tasks related to regulating the labour market in the Kingdom and issuing visas and registrations for expatriates. The government also gave its support to the Labour Fund, established under decree number 57 in the year 2006, in undertaking the task of implementing reforms in areas related to training, human development, labour market, and economic systems, which form the basis of a strong, successful Bahraini society.

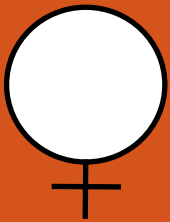

Target 3: Halve, between 1990 and 2015, the proportion of people who suffer from hunger

The living and income standards in the Kingdom of Bahrain are not indicative of this target and its indicators, since the nutrition-related studies show that there are virtually no statistical cases of people who do not receive the minimum daily calorie requirements. Regarding underweight children, the nutritional condition of children will be dealt with in the fourth goal, due to its connection with their health status more than with poverty.



Goal 2

Achieve Universal Primary Education



Target: Ensure that all boys and girls complete a full course of primary schooling by 2015

Indicators:

1. Net enrolment ratio in primary schooling
2. Ratio of students enrolled in first year and having completed the primary cycle
3. Literacy rate for boys and girls aged 15-24

This goal was based on the education challenges in developing countries, where there is still a high proportion of children not enrolled in schools as well as high illiteracy rate among young boys and girls around the world. Therefore this goal specifies registration and completion of the primary level, combating illiteracy in boys and girls aged 15-24, in addition to the elimination of disparities between both sexes as the main objectives.

Bahrain provides free education to everyone and was able to include all children of primary school age in schools. Also, education is widely spread and developed in other education levels. Since the World Declaration on Education for All (Jomtien, Thailand, 1990), the Kingdom of Bahrain has strived to achieve the goal of the expansion of universal primary education by 2000, and has succeeded in effectively achieving it before 2000. The net enrollment ratio reached 99% during the 1997 / 1998 academic year. It also registered great progress in combating illiteracy, especially in young people, with a literacy rate of nearly 100%.

Hence, since the second global goal has been achieved many years ago, the target and suggested indicators are not commensurate with the current Bahraini reality. Thus, the 2003 MDG report for Bahrain included a reference to the enrolment ratios in the intermediate and secondary stages and briefly noted the spreading of higher education as well as the levels of spending on the education sector – these being indicators that shed more light on the status of education indicators.



The 2003 report did not include a national redrafting of the goal and indicators, although it had practically exceeded their scope. As for the current report regarding the review of the MDG achievements, it will introduce the status of the internationally-adopted indicators. It will however detail other indicators, as we will see later.

What Has Been Achieved Concerning the MDGs

Indicator: Net enrolment ratio in primary schooling

The gross enrolment ratio refers to the total number of students enrolled in primary education, regardless of age, expressed as a percentage of the total population in the official age for primary education (6-11 years). The net enrolment ratio refers to the total number of students enrolled in primary education who are in the age group corresponding to the stage of formal primary education (6-11 years), which is expressed as a proportion of the total population of the corresponding category in the primary stage. It is therefore common for the gross enrolment proportion to exceed 100% in case there are pupils above the determined age group for a given education level, whereas this does not apply to the net enrolment ratio. The latter indicator measures both enrolment and one aspect of school performance (related to school retardation due to age divergences).

Levels of Education Applied in Bahrain

The educational system in the Kingdom of Bahrain follows an educational ladder consisting of 9 years for basic education (which includes elementary and intermediary levels) and 3 years of secondary education. Basic education is mandatory in Bahrain and extends for a period of nine years. All children who are of school age (6-14 years) are enrolled in this system either in public or private schools. Also, children with severe disabilities are enrolled in special education institutions.

The primary level constitutes the first step of the educational ladder and includes the 6-11 years age group. It extends for a period of six years. The intermediate level is addressed to the 12-14 years age group, with a three-year duration. The secondary school comprises the 15-17 years age group, with a three-year duration as well.



The gross enrolment rate in primary education reached 108.7% during the 2001/2002 academic year (109.8 for males to 107.6 for females), while this rate reached 107.8% during the 2005/2006 academic year (108.5% for males and 107.1% for females). The rise in the gross enrolment rate in primary education indicates a high degree of student enrolment, whether or not they are of official age. It also refers to the ability of the educational system in Bahrain to contain all students who are of primary school age.

The net enrolment rate in primary education was equal to 99.7% during the 2001/2002 academic year (100% for males and 99.5% for females) then slightly decreased to 99.1% during the 2005/2006 academic year (99.2% for males and 99.1% for females). This decrease is due to two reasons: (a) a number of students in the same age group (especially 11-year-olds) are enrolled in intermediate education, and are therefore counted with other students in intermediate education; (b) some students are enrolled in special education institutions, which do not have a classification according to education levels.

The indices tied to gender equality in enrolment rates and gross and net enrolment are equal between males and females, which confirms the existence of equal opportunities in the enrolment of males and females. The net enrolment ratio in primary school for males and females is close to 100%, which means that this indicator is not suitable for measuring progress in Bahrain before 2015. Therefore, it would be necessary to adopt another indicator that would guarantee the monitoring of the achievement made at the primary level and at the same time enable the concerned stakeholders to set more advanced and measurable targets (without exaggeration).

Since law No. 27 issued in 2005 on mandatory education stipulates mandatory education for the 6-14 years age group, it is logical and legitimate to consider universal basic education for all Bahraini children with corresponding ages a national drafting of the second goal, applied to the net enrolment index (and on the index of completion of the intermediate level). Enrolment ratios in basic education will be introduced on this basis, as well as the measurement of the progress achieved at this level, in addition to a reference to the secondary level.

Enrolment Rates in Intermediate and Secondary Levels

The gross enrolment rate in the intermediate level reached 103.9% during the 2001/2002 academic year (102.2% for males and 105.8% for females), whereas it reached 103.1% during the 2005/2006 academic year (101.8% for males and 104.5% for females). The net enrolment ratio in the intermediate level reached 88.1% during the 2001/2002 academic year (86.0% for males and 90.2% for females), while it reached 88.3% during the 2005/2006 academic year (85.6% for males and 91.2% for females). As to the index of gender equality in terms of gross and net enrolment rates in the intermediate level, it is to the advantage of females.

The gross enrolment rate in the secondary level reached 89.7% during the 2001/2002 academic year (83.4% for males and 96.3% for females), while it rose to 99.5% during the 2005/2006 academic year (96% for males and 103.3% for females). Moreover, the net enrolment ratio in secondary education reached 73.4% during the 2001/2002 academic year (67.4% for males and 79% for females), while this figure rose to 83.2% during the 2005/2006 academic year (78.5% for males and 88.1% for females). As to the index of gender equality in terms of gross and net enrolment rates in the intermediate level, it is to the advantage of females.

Indicator: Ratio of students who stay enrolled in the primary cycle

This indicator measures the percentage of students who complete the sixth grade each year. This rate maintained its high level (more than 99%), which is considered one of the highest ratios indicating that the dropout rate before completing the sixth grade is very low.

Similarly to the enrolment in primary education indicator, and because completion of the primary level is almost 100%, this indicator may not be used to measure progress in Bahrain until 2015. This is why it is necessary to raise the achievement level to the completion of the intermediate level (preceding the secondary level).

In the intermediate level, and starting the eighth grade (2nd intermediate), there is a decrease of around 7.5% in attendance during the 2000-2001 academic year for the eighth grade and 12% for the ninth grade. However, there is also a tendency for this proportion to decrease: it went down during the 2005/2006 academic year to around 4% for the eighth grade and 6% for the ninth grade.

There is no certain answer for the reasons behind such decrease, which can be due to the dropout of students from school altogether. However, it may be due to many other factors, such as travel or illness, or moving to special schools and institutes not taken into consideration in this indicator. It is estimated that the proportion of dropout cases per se is low, and therefore the aforementioned ratios are actually much less. In any case, such proportions and their reasons must be carefully studied on the field, namely in the schools and regions that register dropout cases, in addition to the categories that register higher rates than others (such as people with special needs), until a treatment plan is specified.




Table 1: Ratio of continued basic education (2001/2002, 2005/2006)

Academic Year	Sex	Grades								
		1	2	3	4	5	6	7	8	9
2001/2002	Total	100	99.8	99.7	99.6	99.4	99.2	98.7	59.9	93.4
	Males	100	99.7	99.5	99.4	99.1	98.8	98.1	92.5	88.4
	Females	100	99.9	99.8	99.7	99.6	99.4	99.2	98.5	97.3
2005/2006	Total	100	99.8	99.7	99.6	99.5	99.3	99.1	97.3	96.0
	Males	100	99.7	99.6	99.5	99.4	99.2	99.0	95.8	93.7
	Females	100	99.8	99.7	99.6	99.5	99.4	99.3	98.6	97.9

Source:

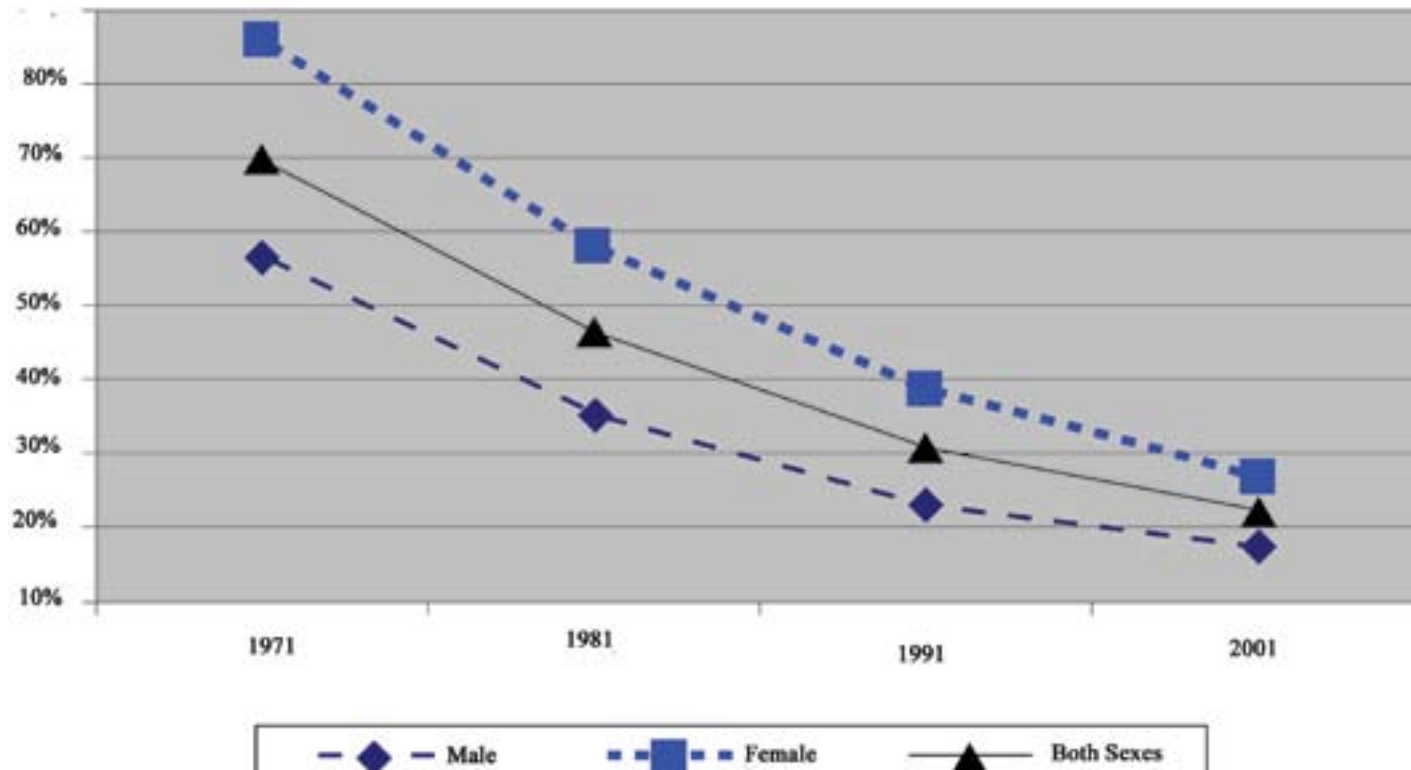
- (1) National report of the Kingdom of Bahrain: Mid-decade evaluation of education for the 2001-2006 period (July 2007)
- (2) Source: Educational statistics department, ministry of education and learning, Kingdom of Bahrain

Indicator: Literacy rate for boys and girls aged 15-24

- **Illiteracy rates in adults**

The illiteracy rate in Bahrain has remarkably decreased during the ten years separating the 1991 and the 2001 census: whereas it reached 12.3% in 2001 (7.5% for males, 17.0% for females), it was equal to 21% in 1991 (13.3% for males, 28.7% for females).

Figure 1: Illiteracy for young people aged 15 and above according to their sex during 1971-2001



Source: Central Body for Information, Kingdom of Bahrain

(Both sexes, female, male)

The increase in the literacy rate among 15-24 year olds, which is one of the MDG indicators, shows the increase of the participation and continuation level in primary education. This in addition to the effectiveness of education in acquiring the basic reading and writing skills, since the gross and net enrolment rates in education and the continuation rate in primary (and basic) education is reflected on the literacy rate of this age group.


According to the 2001 census, there was a 97% literacy rate of Bahraini and non-Bahraini nationals aged 15-24 (99.3% for Bahrainis, 90.1% for non-Bahrainis).

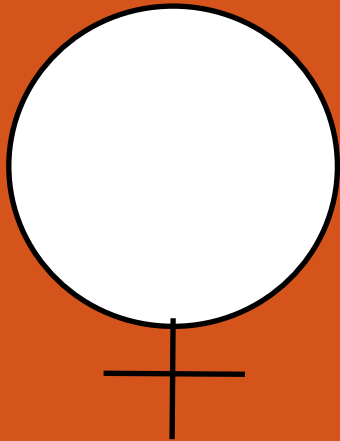
Table 2: Literacy rates for boys and girls aged 15-24 according to nationality and sex in 2001

Sex	Bahrain	Non-Bahraini	Total
Males	99.2%	90.5%	96.8%
Females	99.3%	89.6%	99.3%
Total	97.0%	90.1%	99.3%

Source: Central Body for Information, Kingdom of Bahrain




To sum it up, the illiteracy rate among Bahrainis aged 15 - 24 years is less than 1%, which means that the level of achievement set for this indicator has been reached, and can be maintained through continuous high enrolment ratios at their current level.





Goal 3

Promote Gender Equality and Empower Woman



Target: Eliminate gender disparity in primary and secondary education, preferably by 2015 and in all levels of education no later than 2015.

Indicators:

1. Female to male ratio in all education levels
2. Male to female literacy ratio in 15-24 years age group (canceled in the new amendment)
3. Woman's share in paid work outside the agricultural sector
4. Woman's share of parliamentary seats

Achieving gender equality and empowering women is one of the basic components of the concept of human development and constitutes not only a global priority but also a regional and national priority. This goal was positively formulated, since it discussed promoting equality and empowerment, and did not mention any shortcomings or problems. It included one target and four indicators, one of which was cancelled - the second indicator of male to female literacy ratio in 15-24 years age group, since this indicator is sufficiently covered by the second goal.

However, the only target included in this goal, which achievement is measured quantitatively, was a partial one, since it was restricted to equality in education. The quantitative achievement to be made is in reaching full equality in educational opportunities until the secondary stage by 2005 and in all levels of education until 2015. This represents distinguishes the third goal from other goals, since it identified two dates for completion, not one.



The indicators include three dimensions:

- Educational dimension (ratio of females to males in various stages of education),
- Economic dimension (women's share in paid work outside the agricultural sector),
- Political dimension (women's share of parliamentary seats)

Therefore, the selected indicators are broader than the goal, and are closer to the initial version of the goal, and empowerment most certainly includes economic and political participation.


Generally speaking, the Kingdom of Bahrain has succeeded in achieving the only quantified target contained in the third goal regarding the elimination of disparities in all stages of education, where available data indicates that the ratio of females to males in various stages of education start as converging at the primary level, then become in favor of females in the other stages (intermediate, secondary, and university). These ratios have been stable in Bahrain since the early nineties, as will be seen later.

With regard to the participation of women in the labor force, significant progress has been achieved during previous years. Moreover, the progress achieved in political participation is also considered a real progress, but with less impact than the two other sectors, with more complex social and cultural difficulties.

This report will follow the same general layout, but will expand in the analysis of some complementary characteristics and indicators that will allow the formation of a clearer idea about women's empowerment, as it is a qualitative state more complicated than indicators and their quantitative values, pending a more in-depth discussion at a later stage.

What was achieved regarding the third goal

As previously noted, Bahrain has achieved the specific target of achieving gender equality in education, and the following paragraphs will address respectively the areas of education, employment and political participation. The presentation will first show the progress made according to globally-specified indicators then will present some qualitative aspects in each of three areas:



First Dimension: Education

The required achievement in the goal was specified as achieving full gender equality in education.

A – First indicator: the ratio of females to males in all stages of education from primary to university levels.

This quantitative indicator does not measure the qualitative aspects of equality in education, which exceeds academic enrolment.

Table 1: Female to male ratio in public schools according to education level
(1989/1990 – 2004 / 2005)

Year Academic	Education Level			
	Primary	Intermediate	Secondary	Average
89/1990	973	1.007	958	978
94/1995	993	978	1.043	999
99/2000	997	1.024	1.129	1.029
04/2005	1.006	7999	1.071	1.019

Source: Central Body for Information – Statistics 2005

There is a closer female to male ratio to one during the primary stage, but it rises in the intermediate and secondary phases in general. Moreover, the ratio is more than one in favor of females in the total three phases. This means that this goal was achieved from the mid-nineties, i.e. ten years before the globally specified date.

- As for university education, there are 1.6 times more females than males in higher education in 2005 in all universities. In the University of Bahrain the number of females exceeded by 2.2 times that of males, in the Gulf University by about 3 times, and in the Faculty of Health Sciences by 5.4 times. The Bahrain Training Institute constituted the exception, with around 2.1 times more males than females. This may be due to the wish of male students to acquire the training skills that would enable them to enter the labor market. This means that the goal of gender equality between men and women is also achieved at the level of university education.

B - Second indicator: Literacy rate for males and females

This indicator was removed from the third goal since it was covered by the second goal pertaining to education. As stated there, there is an almost 100% literacy rate for both women and men in this age group. Statistics relating to male and female illiteracy rates for different age groups have not been updated since 2001.

There was a significant and rapid progress, since the Kingdom of Bahrain was able to bridge the illiteracy gap in a decade. The 2001 census indicates that equality in the literacy rate for young people was 0.7 (the proportion of illiteracy among women in this category was 19% to 5% for men, while the index of equality in the index settled at 1 (gender equality)).

Second Dimension: Economic Empowerment

Third Indicator: Woman's share in paid work outside the agricultural sector

The third MDG goal suggests measuring economic empowerment through the evolution of the contribution of women in the labor force in non-agricultural sectors. The reason behind excluding the agriculture sector is the assumption that it is a sector where women traditionally participate in, and where their work may be part of unpaid family work, or that the agricultural wage is lower than in other sectors, and on this basis there is an implicit assumption that the participation of women in agricultural work is not an indicator of the empowerment of women.

The overall contribution of women in the labor force was 16.7% in 1991, compared to 20.7% in 2001. However, it shrunk to about 12.5% in 2007, given the significant influx of foreign labor during the past years in response to the needs of the construction sector that primarily employs males. While the participation of Bahraini women is one third of the total Bahraini labor force, did not exceed a mere 4.9% for incoming female foreigners.

Table 2: Overall Labor Force Ranked according To Sex, Nationality, And Women’s Contribution to the Labor Force (%)

	2003	2007	Proportion (%)	
			2003	2007
Bahrainis				
Total	95.313	101.681	100.0	100.0
Males	65.906	67.871	69.1	66.7
Females	29.407	33.810	9.03	33.3
Total				
Total	154.180	277.790	100.0	100.0
Males	144.399	264.054	93.7	95.1
Females	9.781	13.736	6.3	4.9
Total				
Total	249.493	379.471	100.0	100.0
Males	210.305	331.925	84.3	87.5
Females	39.188	47.546	15.7	12.5

However, the evolution of women’s contribution to work as an important indicator of participation and economic empowerment must be completed to achieve parity in other aspects associated with work. In this regard, there are still disparities, such as the inequality in wages between women and men, in addition to the disparities in accessing higher positions, not to mention women’s focus or participation in certain professions and sectors corresponding to the common stereotype of women’s role:

- Disparity in pay: the average salaries and wages ratio of female to male Bahrainis in the public sector were 91.4% for the period 2002 - 2006. As for the average salary ratio of female to male Bahrainis in the private sector, it amounted to about 66.5%, knowing that this great gap did not change in the private sector since 2002, while the salaries of females accounted for about 63.6% those of males in 2002, 67.6% in 2006 and 66% in 2007. It is noteworthy that there is no legal differentiation in the public sector salaries between men and women, but the disparity results from disparities in the contribution of both men and women in the high ranking and high paying positions.

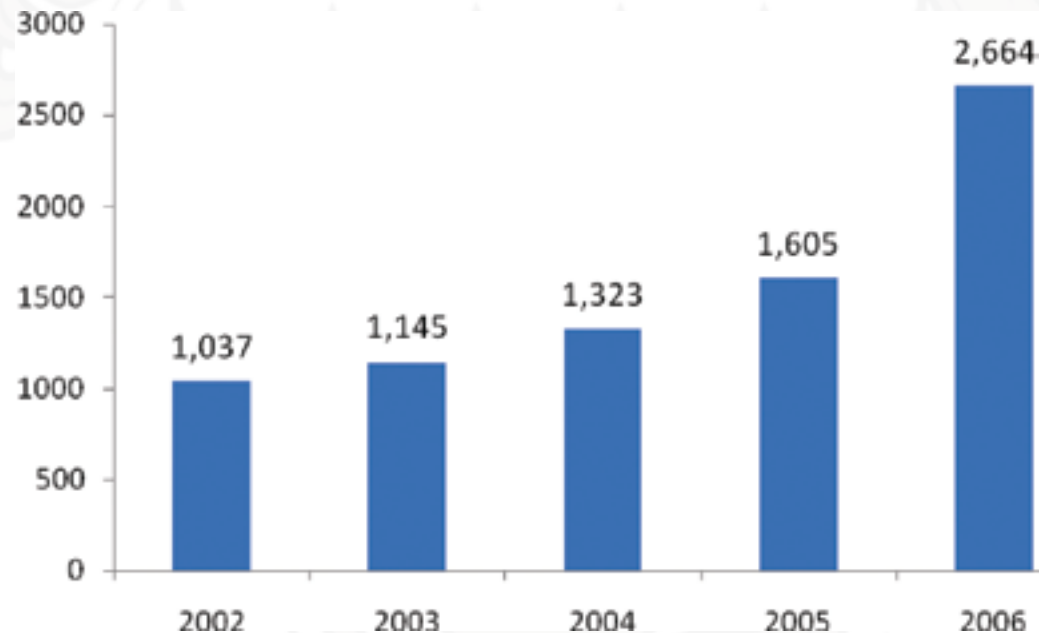
Table 3: Wages of men and women in the public and private sectors (dinars per month)

	Wages (in Dinars)		Ratio of female to male salaries	
	2003	2007	2003	2007
Bahrainis in the private sector				
Total	355	513		
Males	387	573		
Females	258	350	66.7%	61.1%
Incoming foreigners in the private sector				
Total	163	163		
Males	161	159		
Females	203	250	126.1 %	157.2%
Bahrainis in the public sector				
Total	555	757		
Males	575	785		
Females	526	723	91.5 %	157.2 %
Incoming foreigners in the public sector				
Total	647	912		
Males	720	1.030		
Females	493	680	68.5%	66.0%

- Disparity in the position level and responsibilities at work: This is very obvious in the public sector, where according to data published by the Civil Service Board for 2001/2002, disparities depend on the position held. The contribution of women is strongest in the first category (where there are 111 women for every 100 men), then is reduced starting from the sixth category (80 women for every 100 men) until the tenth, where there are 26.5 women for every 100 men. These figures clearly reflect the control of men over decision-making positions in public administration, despite there being more equality in the female to male ratio as of 2004. Women also make up around 13% of professional managers (according to the census of 2001), compared with 87% of men.

- Disparities in the sectors and occupations: It reflects the continuous traditional division of labor according to the stereotypical image of women and men, where women's economic activity is seen as an extension of family and household responsibilities and roles. This applies to both public and private sectors. According to 2007 statistics, women are more numerous in ministries related to education (58%), health (59%), social development (58%), and the Central Body for Information (53%). However, these ratios drop down to 6% in the Ministry of Municipal Affairs and Agriculture, and 10.5% in the Ministry of Electricity and Water, and 15% in the Ministry of Finance. According to the 2001 census, women accounted for 7.6% of the workers in the service sector, compared to 22% in sales, 24% in administrative work, 27% in scientific professions, 33% in technical professions, and 34% in industry.
- There was a recent evolution in women's role as businesswomen, with 3% of women out of the total number of working women against 6% of men, according to the 2001 census, and 1% self-employed compared to 4% of men. Women in the Bahrain Chamber of Commerce and Industry represented 17% of the total number of members of the Chamber of Commerce and Industry in 2006. Also, female membership in the Chamber of Commerce and Industry outweighed the double as shown in the graph below.

Figure 1: Evolution of the number of women in the Chamber of Commerce and Industry 2002-2006



Source: 2002-2005 figures from the e-commerce and information department, 2006 figures from the member service department at the Bahrain Chamber of Commerce and Industry.

Participation in Politics

Fourth indicator: Women's share of parliamentary seats

The third goal included an indicator of the number of parliamentary seats occupied by women in order to assess the level of participation and political empowerment in view of the importance of the role of parliaments in democratic life and from the legislative viewpoint. Moreover, they are the result of an electoral process rather than government appointments, and this is more reflective of empowerment.

While no women were elected in the 2002 parliament, a woman won a seat in parliament in 2006 among 40 members, which constitutes approximately 2.5% of the total seats. The proportion of women in the State Council is 11 out of 40 members, i.e. 27.5% of the seats. To provide a more detailed explanation about the level of participation and political empowerment of women in Bahrain, the report will include a presentation and analysis covering the following areas:

- Political participation in elections, including participation in voting, candidacy, and winning in a charter referendum in 2002, and in municipal and parliamentary elections in 2002 and 2006.
- Political participation through appointments, including the participation of women in the State Council and government
- Participation at the governing level of civil society organizations (unions, associations, business sector entities).

A. Political Participation In Elections

Bahraini women took part in the referendum on the National Labor Charter in 2001, which received 49% of the people's votes, and in which the participation rate of women reached 98.4%, paving the way for constitutional amendments and political and legislative reforms that gave Bahraini women full political rights. The National Labor Charter (2001) and the amended Constitution (2002) enabled Bahraini women to enjoy all their political, civil, economic and social rights equally with men. Bahrain also established the Institute for Political Development under a royal decree in 2005 with the aim of spreading the culture of democracy and providing training and research programs related to the constitutional and legal spheres and political systems. This in addition to the dissemination and development of political awareness among citizens, the support of parliamentary and municipal councils, enforce the rule of law, and tackle human rights issues.

As a practical exercise of Bahraini women of their political rights, they took part in municipal elections held in 2002 both as candidates and voters. There were 31 female candidates against 275 men, and a 51% participation rate of women voters. They also participated in the municipal elections held in 2006. Despite the fact that no women won a seat in the municipal councils, it is estimated that the participation of Bahraini women as voters exceeded that of men, which shows the evolution of political awareness of Bahraini women and eagerness to participate in political life.

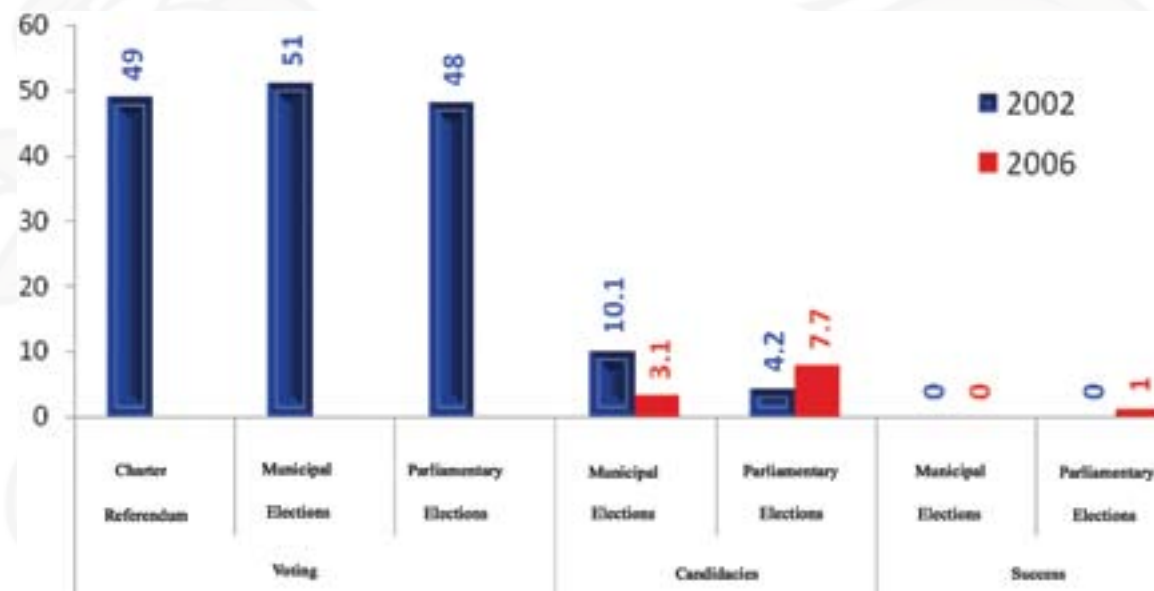
Bahraini women also participated in the parliamentary elections as candidates and voters since 2002, where there were 8 female and 169 male candidates. Although no women won in those elections, two female candidates reached the second round. There was a 47.7% participation of women in the 2002 parliamentary elections, which is a good ratio if we take into account how recent an experience it is. As for the participation of women in the 2006 parliamentary elections, the number of female candidates increased from 8 candidates in 2002 to 18 in 2006. Bahraini women have been able to obtain a seat in the House of Representatives, where a Bahraini woman won uncontested.

The figure below summarizes women's participation in electoral processes. It is clear that women's participation in voting is roughly equal to men's, but their participation as candidates was low, since it did not exceed 4% in the parliamentary elections and 10% in the municipal elections (2002). In both cases, women did not win any seats, with the exception of a single parliamentary seat in 2006. While this reflects a clear success in awareness campaigns and participation in the political mechanism, it also reflects a conservatory position about this participation in society in general.

Table 4: Rate of Female Participation in the Electoral Process

	Electoral process	Participation of women in 2002 (%)	Participation of women in 2006 (%)
Voting	Charter referendum	49 %	-
	Municipal elections	51 %	-
	Parliamentary elections	48 %	-
Candidacy	Municipal elections	10.1 % (31 women and 275 men)	3.1 % (5 women)
	Parliamentary elections	4.2 % First round: 8 women and 196 men Second round: two women and 44 men	7.7 % (16 women)
Success	Municipal elections	0 %	0 %
	Parliamentary elections	0 %	2.5 % (One woman won)

Figure 2: Participation rate of women in elections and charter voting



B - Political Participation by Appointment

The number of appointed female State Council members increased from 6 members in 2002 to 10 in 2006, then to 11 members in 2007, which represents 27.5% of the members. It should be noted that a woman is currently the second chairman of the State Council.

Women participated at 7% in the previous government (Ministry of Health and Ministry of Social Development), and it is noteworthy that these ministerial positions are commensurate with traditional inherited patterns, which revolve around the expected role of women in care and health. The number of women in ministerial positions was reduced in 2007 to only one woman (Ministry of Social Development). Moreover, there is one female minister, and 7% of women as deputy ministers, and 11% as assistant ministers. The proportion of female directors in the public sector is 16.3%. Moreover, Bahraini women entered the judicial sector in the positions of judge, chief prosecutor, prosecutor, and member of the Constitutional Court, along with a number of diplomatic posts such as ambassador to Bahrain and representation of Bahrain in a number of diplomatic missions.

On the regional and international levels, 2006 witnessed the appointment of the first Bahraini woman to preside over the General Assembly of the United Nations, who thus became the first Arab woman to hold such a high position, along with the appointment of a Bahraini woman in the higher advisory body of the GCC countries.

The levels of participation by appointment reflect the existence of a political will among officials in Bahrain for developing women's participation in political and administrative decisions, in line with national and international trends, as well as the international conventions signed by Bahrain. Therefore, the political will prevails over social acceptance and paves the way for a change process. In fact, there is cooperation between civil society organizations and the government in order to contribute to the gradual change of the stereotypical perceptions of women in culture and practices prevailing in society.

C- Women's participation in civil society

The first women's associations appeared in the late fifties and early sixties of the twentieth century. In 2007, the number of women's associations reached at least 19 in the Assembly which included a commission not belonging to any women's associations. They entered the governing bodies and presided over some of the Bahraini associations. In trade unions and professional associations, women represent 14% of the members of the Engineers Association, 23% of the Lawyers Association, 36% of the Doctors Association, and 70% of the Nursing Association.

With regard to trade unions, 4 out of 34 trade unions are headed by women: the hotel and catering association, free markets, garment and textile workers, and the EDS Gulf states established in Bahrain (information database services). Women also participate in the membership of the governing bodies of 17 trade unions, and constitute 22.5% of the total members of their governing bodies. A woman is member of the Board of Directors of the General Union of Bahrain Workers. In the business sector, the Association of Bahrain Women was founded in 2002, the second of its kind in the Gulf Cooperation Council (GCC).

What is noteworthy in this context is the advanced level of women participation in decision-making authorities in the institutions of civil society, particularly the trade unions, which indicates the need to avoid generalizations and prejudices with regard to the prevailing culture about the participation of women and stereotypes. Broad participation means the presence of a certain level of diversity and vulnerability to positive change with respect to the image of women in the event of the study of this phenomenon in scientific depth to find out the causes and factors impeding and helping the development of such a process.

What has been achieved in addressing this Goal?


The Supreme Council for Women was established in 2001. It was dedicated to proposing a public policy for the development and integration of women in comprehensive programs, fighting discrimination against them, evaluating public policies related to women, and making proposals to amend current legislations in this field.


The Council issued several recommendations that would reduce gender discrimination, in line with the Constitution and international treaties ratified by the Kingdom, particularly the Convention on the Elimination of All Forms of Discrimination against Women in 2002. In 2006, the Council developed a national strategy for the advancement of women which aims at achieving full participation of women. This strategy has been translated into a national action plan focusing on seven axes:

1. **Decision-making**
2. **Economic empowerment**
3. **Family**
4. **Civil society**
5. **Education and training**
6. **Health**
7. **Environment**

The Secretariat of the Supreme Council for Women seeks to implement this integrated plan across a national strategy for the advancement of Bahraini women. It should be noted that the preparation of the national strategy and its operational plan had been done with a broad collaboration of ministries and official institutions in addition to the various institutions of civil society.


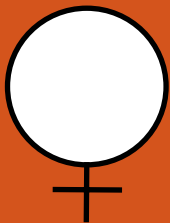
The national strategy included a clear formulation of a large number of quantified targets in various areas, a great part of which coincides with the millennium goals. It is assumed that a national strategy for the advancement of women is essential for launching the process of drafting the national version of the third goal and the contents related to the equality between men and women in the other goals of the Millennium Goals, in the next phase of preparing the Millennium report after the completion of the current work (MDG PLUS).





Goal 4

Reducing Child Mortality



Target: reducing under-five child mortality by two thirds between 1990 and 2015.

Indicators:

1. Under-five child mortality rate.
2. Infant mortality rate.
3. Proportion of one-year-old children immunized against measles.

Reducing child mortality is one of the most important priorities for developing countries and the world, which explains its inclusion in the Millennium Goals. The infant mortality rate is one of the key indicators of development for it reflects a set of interrelated dimensions, the most prominent of which are:

1. It reflects the status of children health and living conditions, as per their fundamental right to life.
2. It reflects the level of performance and effectiveness of the health system, which in turn is an essential component of human development.
3. It is a social indicator – for living conditions, where there is a strong correlation between child mortality and poverty and economic and social conditions of families.
4. It is extremely a sensitive indicator of crises, wars and natural disasters.



The level of achievement required at the global level for the fourth goal has been defined in reducing the mortality rate of under-five children by two thirds between 1990 and 2015. Three indicators to measure progress were identified: the mortality rate of under-five children, the infant mortality rate (which are indirect indicators to measure the goal), and the proportion of one-year-old children immunized against measles. The choice of this indicator is based on the fact that measles is of the most prevalent childhood diseases and one of the major causes of child mortality in the world, in addition to the fact that immunization against measles is not comprehensive in a great number of countries, which makes it a valid indicator for measuring progress.

In the Kingdom of Bahrain, under-five child mortality rate amounted to about 10 deaths per thousand live births in 2006 and the infant mortality rate (under one year) reached 7.6 deaths per thousand live births. These rates are good for developing countries, although they are susceptible to be improved to the level of more advanced countries (infant mortality rate in the Organization for Economic Cooperation and Development reported 9 thousandths, while under-five child mortality rate reached 11 thousandths in 2005, according to the Human Development Report, 2008) . The same applies to vaccination against measles, which was covered by 100% as well, indicating the success and effectiveness of the child care system.

A number of factors play a supporting role in achieving these results; they can be summarized as follows:

- Financial and economic resources sufficient to each state.
- An acceptable standard of living for families.
- A universal health care system, including care for children.
- The country's size and limited population.

What has been done to achieve the fourth goal

As already noted, this goal includes achieving a single target, which is «reducing under-five child mortality rate by two thirds between 1990 and 2015.» For Bahrain, the commitment to this specific level of universal achievement means lowering the infant mortality rate than that of 22 deaths per thousand live births in 1990 to 7.3 deaths per thousand live births in 2015, with an average decline of 0.6 points per year over the period of time between the two dates.


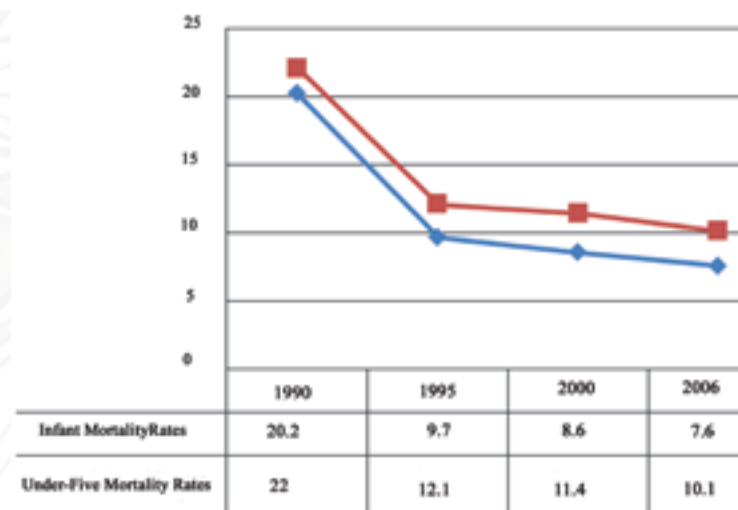


Figure 1: Evolution of under-five child mortality and infant mortality rates Between 1990 and 2006 (per thousand live births)



Source: Health Statistics 2003, 2006 - The Ministry of Health.

Indicator 1: Under-five child mortality rate

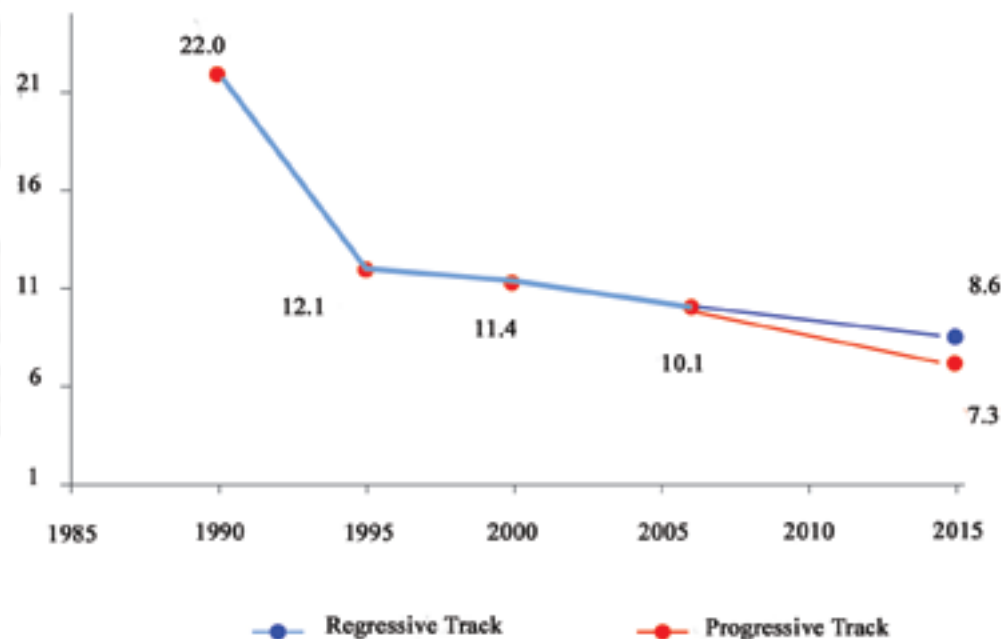
Health statistics indicate a marked decrease in under-five child mortality rate per 1000 live births from 22 deaths in 1990 to about half (10.1) in 2006, because of the remarkable progress in services designed for this age group such as periodic checkups from birth to six years old. This measure is necessary to the early detection of most diseases that lead to ill health and delays in growth and the treatment of cases by specialists in this field, as well as immunization of children against most infectious diseases in this age besides the special care for mothers before delivery and during pregnancy. The Ministry of Health is currently adding laboratory tests to detect certain cases, such as hereditary blood disorders and periodic screening for thyroid failure at birth. One of the best achievements in the Kingdom of Bahrain is to provide periodic examinations and immunization in all governmental and private health centers and clinics designed for the follow-up and treatment of children.

Ability to achieve the goal

Progressing towards achieving this goal (i.e. reducing this rate by two-thirds) means a decline of 7.3 per thousand live births in 2015, an average annual decline of 0.6 points over the period. As it is known, the decline in the indicator does not follow a linear path, but a curve, since the speed of reducing the mortality rate decreases whenever its value decreases for objective reasons relating to the nature and type of health problems, with a varying difficulty to deal with the various causes of child mortality by different ages. As shown in the figure above, a significant decline in the mortality rate by 45% has been noted between 1990 and 1995 from 22 thousandths to 12 thousandths, with the rate of 9% per year. While the decline was less significant between 1995 and 2006, it did not exceed 16.5% during ten years with a rate of 1.65% points annually.

If the same rate of decline persists for the last ten years until 2015, the infant mortality rate will be approximately 8.6 deaths per thousand live births. This means that the level of achievement set globally, which means 7.3 deaths per thousand live births, is achievable if effective and action-oriented measures are taken to address the weaknesses and deal with the different characteristics of child mortality in the Kingdom. Such measures require the reduction of infant mortality rate, especially neonatal mortality rate which constitutes the largest part of child deaths.

Figure 2: Progressive and Regressive Tracks for Under-Five Child Mortality Rates Between 1985 and 2015



Indicator 2: The infant mortality rate

Infant mortality rate per 1000 live births decreased by two thirds, from 20 deaths in 1990 to 7.6 per in 2006, reflecting the healthy progress that was achieved in the periodic examinations. Like the examination before marriage to detect hereditary diseases, particularly genetic blood diseases, such as anaemia thalassaemia and sickle-cell, which began in 1992 and was made mandatory for all those who were getting married by a Royal Decree in 2004. And there is also the follow-ups for expectant mothers, and providing safe deliveries at the hands of qualified persons, and provide health services for infants and preterm and increase the number of qualified women to follow up in case the cases of deliveries and to care for infants and preterms. This age group (infants) is given special care, where periodic checkups are done when they reach the ages of two months, four, six, nine months and years, where their growth is monitored as well as their immunizations.

Interventions were also developed to achieve the national goal, including the promotion of breastfeeding because of its importance to the health and child's development, especially during the first year. After the royal decree in 1996 in which Bahrain adopted the International Code of Marketing of Breast-milk Substitutes, control and monitoring were imposed on the marketing of alternatives to breastfeeding in hospitals and clinics both public and private. General periodic tests for the early detection and treatment of iron deficiency anemia have been carried out.

Indicator 3: the percentage of children aged one year and immunized against measles

The percentage of one year old children who are immunized against measles rose from 87.0% in 1990 to 100% in 2006, due to periodic follow-up tests for this age group and monitoring and follow-up immunization schedules for those who don't show up. The level of coverage for children immunization vaccines against major childhood diseases are also almost 100%. The percentage of children immunized against polio, diphtheria, whooping cough and tetanus are almost 98% and 99% as of the year 2000. The Ministry of Health seeks to maintain this high percentage of coverage.

Table 1: Percentage of children aged one year and immunized against measles

1990	1995	2000	2006
87%	95%	98%	100%

Source: Health Statistics, 2003 - 2006.

What was done to meet this Goal?

The steps and policies followed in order to meet this goal can be summarized as follows:


- 1 - Periodic checkups for children, from birth till the age of six were done, where children are checked for early detection of most diseases that lead to ill-health and delays in growth to be able to treat these cases by specialists.
- 2 – Immunization of children against most infectious diseases affecting children of early age and provide periodic examinations and immunization in all health centers, clinics, public and private, which carry on follow-ups and treatments for children.
- 3 - Care for mothers before and during pregnancy and providing them with guidance regarding health, immunization and testing and treating of diseases related to pregnancy or other diseases that may affect the health of the fetus.
- 4 - Adding laboratory tests to detect some cases of hereditary blood diseases thyroid problems at birth.

Outlook: Child Nutrition

With the accomplishment of low levels of infant and child mortality in Bahrain, it is now necessary to act in two directions regarding the fourth goal. The first is the allocation of interventions to address the actual problems identified (such as infant mortality), which already mentioned. The second direction is to expand the perception of the fourth objective to be appropriate with the characteristics of the kingdom, especially dealing with this goal so that it also includes child nutrition, and not only be confined to mortality rate. It was mentioned previously, when discussing the first goal that it is advisable to transfer the goal regarding low-weight children to the fourth goal, where dimension nutritional health is more important than the dimension of poverty.


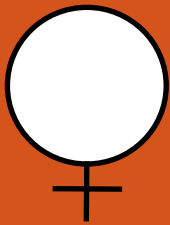

There are three internationally certified indicators for measuring mal-nutrition for children under five, an indicator of underweight (weight for age), dwarfism (or short stature: height for age), under-weight (weight for height), and in fact, each of these indicators has its implication, The first indicates direct form of mal-nutrition, and the second for a chronic imbalance in the pattern of nutrition and quantity, and the third to the temporary drop in weight due to food shortages or disease.

According to available data, the percentage of children under five who are underweight has fallen from 8.7% in 1995 to 4.2% in 2000, and the goal set to be achieved for this indicator (the first goal) is to reduce this rate by half between 1990 and 2015 (according to the understanding of the goal globally). For Bahrain, a reduction of 52% was achieved within five years, and therefore there is no worry of the ability to complete required task.



Goal 5

Improve Maternal Health



Target one: Reduce by three quarters, between 1990 and 2015, the maternal mortality ratio

Indicators:

- Maternal Mortality Ratio
- Proportion of birth attended by skilled health personnel
- Ratio of using contraceptive methods (taken from Goal six)
- Ratio of teenage-mothers (new indicator)

Target 2: Guarantee the access of everyone to reproduction health services by 2015

Indicators:

- Ratio of access to pre-delivery services
- Ratio of unmet demand to family organization services

Goal five was concerned with improving maternal health, and was restricted – when it was first formulated in 2000 – to one target which is reducing the ratio of maternal mortality ratio by three-quarter, on condition that the achievement is to be measured according to two indicators. The first is direct which is the maternal mortality ratio (for every 1000 alive newborn), while the second is indirect and pertains to the ratio of births attended by skilled health personnel.

Over the subsequent years, some criticism was directed at the targets and indicators which were regarded as partial and insufficient. Thus, the professional committees suggested expanding the content of this goal, so it covers other issues related to maternal health and sexual health. Hence, another target was added with its both indicators (ensuring everyone's access to sexual health services). New indicators were also adjoined to the first target, particularly the ratio of teenage-mothers. The above frame includes the old and new targets and indicators.



The 2003 MDG conforms to the currently adopted indicators, and the current report will rely on the same indicators and levels of achievement. However, it will more broadly address new alternative and helping indicators when necessary, but inside the same direct frame of Goal five. The report will also try to introduce the values of the new indicators if data on them was available in Bahrain.

What has been achieved of Goal five?

Target: Reduce maternal mortality rates by three quarters between 1990 and 2015

As for Bahrain, there is a controversy related to calculating maternal mortality rates due to the low sized population, and the relatively low number of newborns (this ratio is calculated by the number of maternal mortality for every 1000 newborns), and particularly since the number of mortalities is very low, which renders its statistical direct use not feasible, the thing that will be clarified as we process. The other indicators are able to be calculated, but they are not a direct measure for the demanded accomplishment, which is the maternal mortality ratio.

Indicator 1: Maternal mortality rates for every 1000 newborn

Data available on Bahrain is:





Table 1: Maternal mortality cases and number of newborns

Years	1997	1998	1999	2000	2001	2002	2003	2004	2005	2006
Number of maternal mortality cases	4	2	3	2	-	-	3	3	1	2
Number of newborns	13383	13381	14280	13531	-	-	14568	14915	15123	15034

Source: Ministry of Health, Correct statistics 2003, 2006.

As the above table shows, over the past decade, the number of newborns fluctuates between 13 thousand and 15 thousand per year. Mortality numbers fluctuate between one and four death cases.

Indicator 2: Proportion of births attended by skilled health personnel

Available health statistics since 1995 show that the proportion of births attended by skilled health cadre has surpassed 99% over the past years. The skilled health personnel include doctors and midwives. This proportion has increased from 99.2% in 1995 to 99.4 in 2006. Thus, Bahrain reached the peak at the level of this indicator.


Table 2: Proportion of births attended by skilled health personnel


1995	2000	2006
99.2%	99.6%	99.4%

Overall assessment of the achievement

In general, welfare services are provided in Bahrain before and during pregnancy, through the presence of qualified personnel who offer health consultations before pregnancy takes place, in addition to the availability of clinics that follow pregnant women and offer periodical tests, such as laboratory tests ultrasound x-rays to ensure the wellbeing of the embryo. For this reason, all birth clinics were equipped with ultrasound equipments.

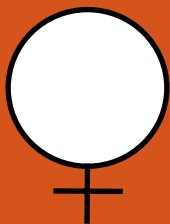

The average number of visits is 5 to 6 during pregnancy as recommended by World Health organization, and the patients are treated according to the guidelines. Safe delivery is also available in health centers which are easily accessible in all regions, along with the post-pregnancy services which include periodical tests, contraception, and the early discovery of serious cases.





Goal 6

Combat HIV/AIDS, Malaria, and other diseases



Target one: Have halted by 2015 and begun to reverse the spread of HIV/AIDS

Indicators:

- HIV prevalence among 15-to-24 year-old pregnant women
- Condom use at last high-risk sex
- Percentage of population aged 15-24 with comprehensive correct knowledge of HIV/AIDS
- Ratio of school attendance of orphans to school attendance of non-orphans aged 10-14
-

Target 2: Ensure that all HIV/AIDS patients receive treatment by 2010 (new target)

Indicators:

- Ratio of advanced AIDS patients who have access to medication

Target 3: Have halted by 2015 and begun to reverse the incidence of Malaria and other major diseases

Indicators:

- Prevalence and death rates associated with malaria
- Proportion of population in malaria risk areas using effective malaria prevention and treatment measures
- Prevalence and death rates associated with tuberculosis
- Proportion of tuberculosis cases detected and cured under DOTS (internationally recommended TB control strategy)



Epidemic diseases represent a big challenge for development in developing countries, especially in less developed countries in Africa and sub-Sahara and poor Asian countries, and in the pockets of poverty in other countries. HIV/AIDS is considered to be one of the most prominent social and health international diseases which emerged since the eighties. It left catastrophic impacts on development in many African countries in particular, while Malaria is one of the most fatal diseases in developing countries. The same applies to tuberculosis which is one of the most diseases affiliated to poverty, malnourishment, and degraded houses. It is spread in developing countries and in slums in medium-growth countries and advanced alike.

Despite the logical justifications of this choice, and by virtue of different characteristics of citizens in terms of their health and disease traits, the formulation of Goal six left the road paved for adding other diseases – whether infectious or non-contagious – to the list of health policy priorities, and the millennium goals at the national level. By the new amendment of Goal 7, a third target was added which is providing medication for all patients stricken with advanced AIDS cases.

On the other hand, Goal six differs from most of the other goals as it did not specify any alternatives or more expressive additions to the characteristics of the health situation and the most spread diseases in the kingdom. The current report will be further expanded and will point to some alternatives or targets and complementary indicators which are suitable to measure the health situation in Bahrain, in a prelude to address them more thoroughly in coming reports.

In general, combating AIDS remains a priority for Bahrain, while not any malaria case was registered since 1980 and all the recorded situations are for immigrants. As for tuberculosis, some cases are still registered, but tangible improvement in combating and treating it has also been recorded.



What has been achieved regarding Goal six?

We will first tackle the targets and indicators adopted in the international formulation for the MDG, starting from AIDS and reaching malaria and tuberculosis.

Target 1: Have halted by 2015 and begun to reverse the spread of HIV/AIDS

The first AIDS case was discovered in 1986. Statistics conducted by the National AIDS Committee which was formed upon a cabinet decision No. 8 in February 2005, show that the overall number of people living with HIV is 293 recorded case in 2006, and there are currently 37 AIDS cases receiving adequate treatment.

Table 1: HIV/AIDS cases alive and deceased between 1990 and 2002

	1990		1995		2000		2002	
	Alive	Deceased	Alive	Deceased	Alive	Deceased	Alive	Deceased
Living with AIDS	32	23	45	35	61	43	112	50
AIDS patients	2	51	4	76	13	96	29	105
Score	34	74	49	111	74	139	141	155
Overall score	108		160		213		296	

Indicator: Ratio of AIDS prevalence

The health policy pursued to combat AIDS to pregnant women is based on examining the cases that are at risk with AIDS only. The virus is not tested in a routine manner, as 600 women who are at risk with AIDS were examined in 2007, and not any positive case was recorded. But some data is available from a survey on pregnant women conducted by the National AIDS Committee in cooperation with UNDP in Bahrain. Four Hundred and Fifty pregnant women were included in the study among whom no positive case were recorded. (Source: National AIDS Committee).

Indicator: Percentage of population aged 15-24 with comprehensive correct knowledge of HIV/AIDS

But according to the study conducted by the National AIDS Committee in coordination with UNDP and Family Planning Association in Bahrain, on university students aged 18-25, the vast majority of the participants were aware of HIV/AIDS (99.4%) as an illness. The study also noted that high ratio of the participants realize that individuals are able to protect themselves against AIDS through clean unused injections (88%) and through having sex with an infected partner (77%), while 60% of the participants know that failure to use condom during intercourse increases the likelihood of receiving AIDS.

The Health Ministry is preparing a guide on health services for teenagers, especially contraceptive services that include sexual education to avoid sexually transmitted diseases.

The ability to achieve Target one:

The goal to be achieved is to halt the spread of AIDS and reverse its track by 2015. There is major difficulty in assessing the ability to achieve this goal. The reason lies in the lack of minimal level of information about the status of AIDS in the kingdom, whether in terms of the real number of causalities or the number of new causalities. Hence, it is difficult to draw the graph of improvement. The reason is attributed to the attitude society developed towards AIDS, and the lack of strong measures to deal with the situation, which makes the issue a taboo, in absence of enough measures to activate the monitoring and observation.

The key elements are summed up in a strategy by the Ministry of Health to examine AIDS as follows:

- 1- Makes AIDS part of the medical tests carried by partners who want to marry
- 2- Examine drugs-addicts if they were recognized
- 3- Ask for medical tests before applying to some jobs
- 4- Examine potential casualties.

It is worth to mention that there are many flaws in the ability to identify and follow-up on AIDS in an open country as Bahrain. The most prominent flaws are:

The lack of an overall AIDS test for those coming to Bahrain for holidays or for short visits

Indicator: Prevalence and death rates associated with Malaria

Not any death rate was recorded due to Malaria from 1995 till 2004. In 1991, there were 192 cases, 79 in 2002, who are all coming from outside Bahrain. The adopted policy is represented by deporting the causalities to their countries. There is no risk of malaria transmission, but the Ministry of Health is still working to monitor and treat the potential places for mosquito breeding in a continuous and regular manner since 1980.

Indicator: Prevalence and death rates associated with tuberculosis and proportion of following up the treatment

Death ratios associated with tuberculosis decreased to more than two thirds between 1996 and 2006, from 1.5 for every 1000 citizens in 1996, to 0.3 in 2006, thanks to the measures adopted by the Ministry of Health such as monitoring the reported cases, examining the newcomers, early treating all the discovered cases, following up the recommended treatment by the DOTS, which was put into effect in 1999.


As for treating the causalities, statistics conducted by the National Committee for TV Control, revealed that all the diagnosed cases were remedied since 1999 according to the guidelines.

Table 2: Number of TB cases detected and treated under appropriate medical surveillance system

1990	1995	2000	2006
117*	43*	207	772

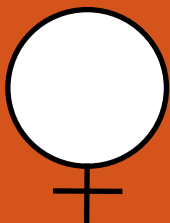

*Prior to following the system





Goal 7

Ensuring environmental sustainability



Target 1: Integrate the principles of the sustainable development into country policies

Indicators:

- 1- Proportion of lands covered with forests used energy)1 kg of fuel/dollar of GDP) (cancelled)
- 2- Emission of Carbon Dioxide and the consumption of Chlorofluorocarbons
- 3- Proportion of population using solid fuel (cancelled)
- 4- Proportion of fish presiding in protected biological scopes
- 5- Proportion of used water to available water

Target 2: Reducing the biodiversity loss by half, through remarkably reducing the rate loss by 2010.

Indicators:

- 6- Proportion of protected land and marine areas
- 7- Proportion of kinds threatened with extinction

Target 3: Reducing by half the proportion of citizens without sustainable access to safe drinking water and basic sanitation by 2015



Indicators:

- 8- Proportion of population with sustainable access an improved water source
- 9- Proportion of population with access to improved sanitation

Target 4: Achieving a significant improvement in the lives of at least 100 million of slum dwellers (overcrowded and poor areas) by 2020.


Indicators:

- 10- Proportion of urban citizens who live in deprived areas: (a- water inaccessible, b- sanitation inaccessible, c- overcrowded (more than 3 in one room), or in buildings of temporary nature).

The seventh goal of the third millennium development goals covers three dimensions. The first is environmental aspect, represented by the first and second targets; the second pertains to public establishments from water, sanitation with its both environmental and living dimension, while the third corresponds to inadequate living conditions, including living in random places.

The seventh goal did not identify magnitude achievements for all indicators. It comprised realizing flexible qualitative targets, such as integrating environmental concerns into national policies. The other targets along with their indicators were also general and flexible, in what allows an adequate national formula when necessary.

Securing environmental sustainability in the Kingdom of Bahrain is one of the important things, which posed serious challenges due to limited land and marine areas and its fragile natural resources on the one hand, and its populous demographic growth and the accelerated development ratios on the other hand. These natural, social, and economic circumstances emanated many pressures on the environment and natural resources, and increased the environmental challenges of the kingdom.



Progressing in the targets and indicators of the seventh developmental millennium goal

Indicator: proportion of lands covered with forests of the overall land proportion

Bahrain comprises a limited area of forests represented by a collection of Avicennia that exist in Tubli reserve – Ra'es Sanad. The area covered with Avicennia is about 60 hectares, 43 hectares are government-owned. During the past few decades, this natural area has witnessed a major shift in its area and turned to residential regions and various infrastructures. Construction activities destroyed around 80% of the Avicennia environment.

Avicennia trees are the most coastal plants that distinguish the tideland in Bahrain, and constitute an environmental system rich in its active diversity and enjoy high productivity thanks to nutrients which the sea organisms benefit from. The trees provide necessary factors for vital diversity and include a group of bacteria, seaweeds, fungus, animal, plant, and floating organisms, in addition to invertebrates, vertebrates, insects, crustaceans, fish, birds, and mammals. They also seek to inhabit sea places since they are easy to hide in and find food. This renders the environment of Avicennia rich in fish in the Kingdom of Bahrain. The roots of Avicennia allow the settlement of sand and the constancy and balance of the soil. Avicennia plants also have their medical usage. Regrettably, there isn't any kind of monitoring, protection, or management of these trees today, and there is a high need to implement management plans that protect these rare trees and halt the ongoing extinction of this significant resource.

Indicator: Percentage of protected lands to preserve the biodiversity (to the overall lands' areas)

Bahrain comprises 5 reserves with an overall area of 68.25 Km². they are: Tubli Gulf and Ras Sanad Reserve (10 Km²), Hiwar Islands Reserve (51.5 Km²), Al-Arin Park (6.6 Km²), Arad Doha Reserve (500 Km²), Meshtan Island (16247 Km²). The area of the reserves in Bahrain represents around 9.4% of the overall landmass, while they only represent 0.83% of the overall area of the kingdom (the overall area of the islands is 747 Km²), which is a very low ratio in comparison with the recommendations of the International Union for preserve For Conserving Nature (IUCN), which stipulated that the reserves in every country should cover around 10% of its overall area. If we consider that this standard was met based on the overall land area of the kingdom, the other standard – which says that all reserves should cover all environmental systems – is yet to be fulfilled.

In comparison with the previous report of the Millennium Development Goals (2003), which was based upon the land area of the Kingdom of Bahrain (10%), we will find that a reduction [in the area] is the existing trend for two reasons. The first reason is the increase of the overall land area of Bahrain as coastal and marine regions were reclaimed, while the second reason is the reduction of natural reserves, as the area of Tobli Gulf / Ras Sanad Reserve decreased from 24 Km² in 1956 to 12 Km² in 2000, and to 10 Km² currently due to debris and the non implementation of environmental legislations. Recently, about one third of Al-Areen Park and reserve was deducted so as to establish a touristic project. The borders pertaining to Mashtan Island Reserve are yet to be identified, which might expose it to deduction in the future.

In general, the reserves in Bahrain encounter many threats stemming from mankind activities, due to the ongoing deduction of its area in favor of touristic and construction projects alongside landfilling activities. The reserves are also facing an environmental deterioration resulting from the shortage of implementing the environmental legislations and dismissing the solid and liquid remnants from treatment stations and sand filters, in addition to fishing and other activities. There is an urgent need to boost the safety and maintenance of these reserves, in addition to increasing their areas so as to cover other environmental systems, namely the coral reefs.

Indicator: Annual Energy Consumption (one kilogram of oil is equivalent) to 1000 dollars of Growth Domestic Product (PPP)

The energy sector, which is dominated by oil and gas establishments and heat energy generating stations, represent the most significant sectors on which economic and industrial sectors rely in Bahrain. It is also the chief engine of economic and social development and the main cause for environmental deterioration due to its negative impact on the air, water, sea, and land resources.

The consumption of water reached its peak in 1987 at 1.1 ton of oil for every 1000\$ (for the basic year 2000) from the Growth National Product. Later on, this number started to drop down in general. During 1987-2005, the use of energy dropped down by 11% reaching 0.8 ton for every 1000\$ (for the basic year 2000) from the GDP as it appears in figure 1.


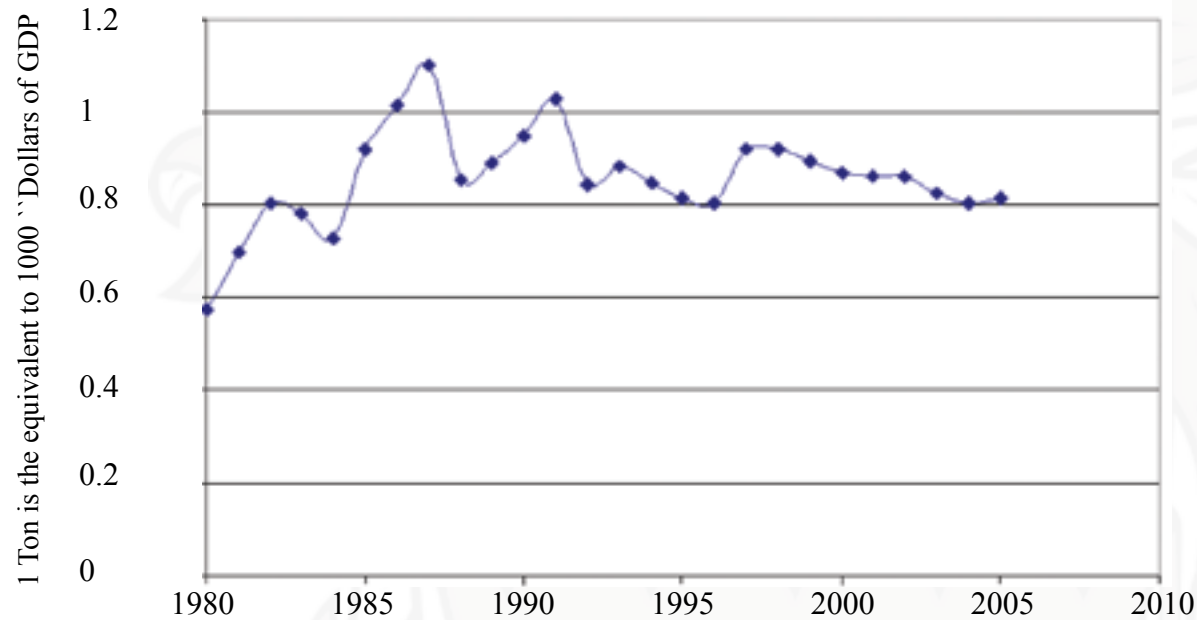


Figure 1: Energy consumption in the Kingdom of Bahrain during 1980-2005

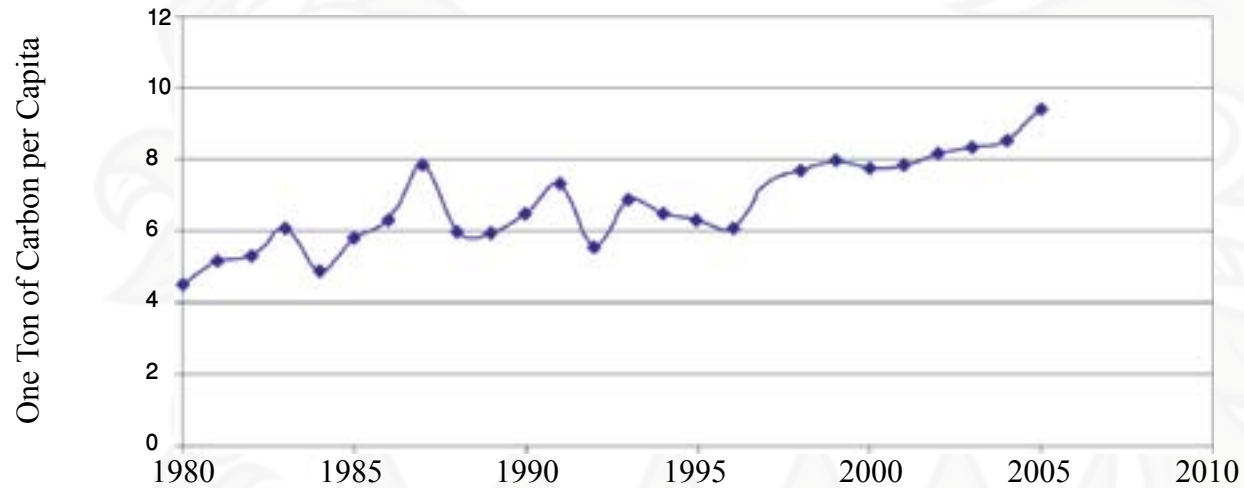


Source: 2007: Energy Information Administration

Indicator: “Emission of Carbon Dioxide per capita (greenhouse gases) and the consumption of ozone-depleting products (ODP ton)

The last survey on the emission of greenhouse gases in the Kingdom of Bahrain (first national report on climate change, 2005) noted that the main sources of these emissions is the energy sector (70.7%), solid and liquid remnants (12.9%), industrial activities (9.6%), and the transportation sector (6.6%). Records of Carbon Dioxide emissions per capita during 1980-2005 show a gradual increase from 6.11 tons of carbon in 1980 equivalent to 9.8 tons of carbon in 2005, an increase of 35% during this period.

Figure 2: Carbon Dioxide emissions per capita in Bahrain during 1980-2005



Source: Energy Information Administration, 2007

Though gas emissions leading to climate change in Bahrain are relatively low – as they represent less than 0.1% of the overall global gas emissions – the kingdom is expected to be highly influenced by this phenomenon (look at the part pertaining to climate change challenges). Bahrain joined the United Nations Framework Convention on Climate Change in 1994, to Kyoto Protocol in 2006. Besides, Bahrain is currently preparing the second national report on the Framework Convention on Climate Change. The report is scheduled to be completed in 2008.

In addition to the recommendation of the first report and, the increase of the accuracy of clearing greenhouse emissions, and the reinforcement of the structure of the environmental system, this report recommended a number of initiatives which call for raising the competence of electricity generating stations and integrate the renewable energy systems to supply electricity, not to forget implementing measures to reduce the demand. The report suggested some measures that contribute to reducing greenhouse emissions, such as supervising the transportation sector and partaking in Electricity Grid System with GCC, and manipulating the gases produced by landfilling garbage. Implementing these measures would reduce the emission of Carbon Dioxide by around 15% by 2015.

A joint national committee for climate change was formed in 2007 (Cabinet Resolution 5 in 2005), from all concerned ministries. The tasks of this committee was to formulate regulations and take necessary measures to activate the climate change agreement and Kyoto Protocol in what complies with the adopted legislations in the Kingdom, in addition to preparing a national strategy pertaining to climate change and clean development mechanism.

On another note, Bahrain ratified the Vienna Convention for the Protection of the Ozone Layer in 1990 and Montréal Protocol in the same year and its amendments (London, Copenhagen, and Montréal) about the substances that threaten the ozone layer. Bahrain is one of the countries committed to the Vienna Convention and Montreal Protocol and its amendments, as it reduced its ODS consumption and importation, and it is now planning to have the CFC substances reach zero before the target year (2010). In addition, Bahrain had completely ceased importing halons in 1994, and Carbon Tetrachloride and Chloroform in 2005. It is worth to mention that the Ozone National Unit in the General Directorate of Environment received awards from United Nations Environmental Project (UNEP) in 2000 and 2007 in attribution to its efforts in this regard.

Indicator: Proportion of citizens using solid fuel

There proportion of people using solid fuel in Bahrain is not statistically identified.

Indicators: Proportion of people with sustainable access to an improved water source

In Bahrain, 100% of people have access to safe drinking water, which largely contributes to improving the level of living and health conditions which are relatively high in the kingdom. This water comes from distilled water, underground water with a mixing ratio of 1:2. With the increasing municipal water demand and the rise in the consumption ratio per capita (500 liters/day/per capita), the sustainability of this service is threatened in the future. Currently, the proportion of supplied salty water fluctuates according to time and place, sometimes surpassing the maximum level recommended by the World Health Organization which was adopted by Bahrain and is equal to 1500 milligrams/liter.

During 1992-1996, proportion of water supplied to houses and that meet safety drinking water conditions vary between 92.5-95%. With the increase in the proportion of distilled water (Al-Had Station), the saltiness of water was remarkably reduced because dependency on underground water is also reduced. Energy and Water Ministries' reports reveal that the average of water saltiness vary between 900-1500 milligram/liter, and the fluctuation of water quality is attributed to the limited capacity of distillation stations, and resorting to underground water – which is almost salty – to face the increasing demand in house water.

On the other hand, providing municipal water through increasing the establishment of distillation stations leads to environmental damages that surround stations, and which include air and marine environment, not to forget the high cost of distillation stations (0.65 \$ for every meter cube). Besides, boosting the municipal water sector is a heavy financial burden on the state's budget, which might deprive other active sectors of the required support, such as education and health sectors. Hence, there is a pressing need to formulate a program to rationalize the use of water and preserve it in the municipal sector in order to secure the sustainability of municipal water supplying in the Kingdom of Bahrain.

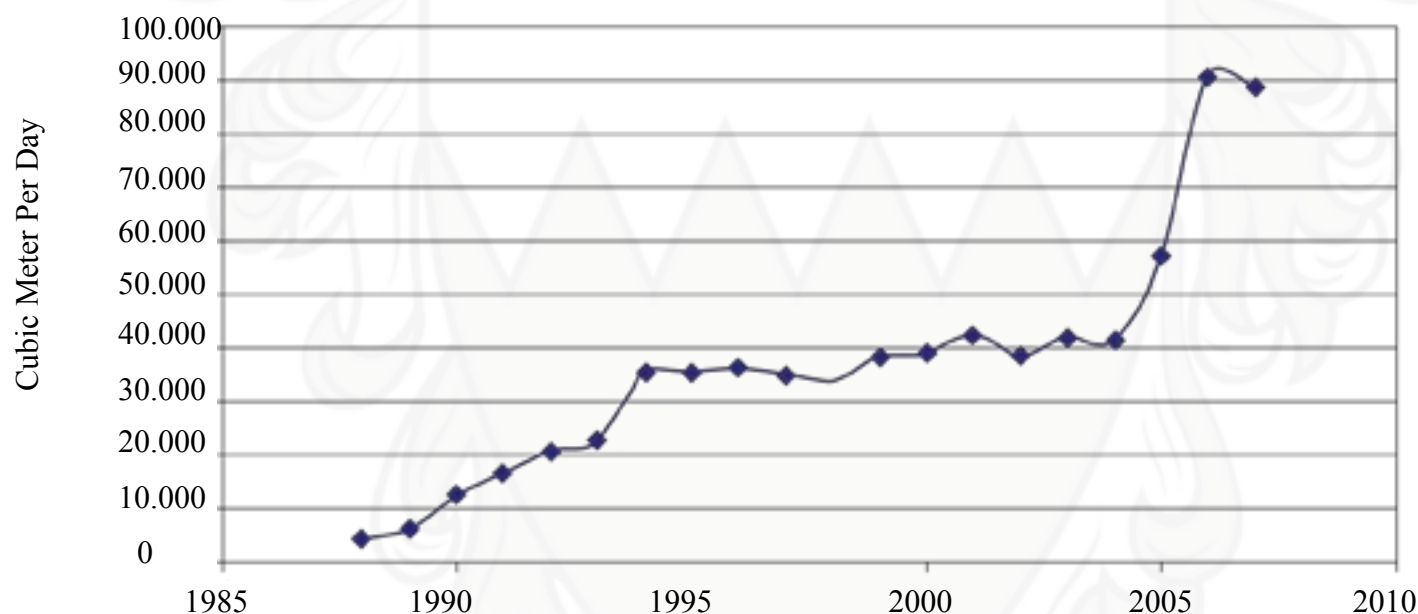
Indicator: Proportion of people who have access to sanitation systems

Bahrain realized a significant progress in providing basic sanitation services, an effort that is worth praise, if accompanied with the accelerated demographic and constructional progress witnessed in the kingdom in the time being. Access to basic sanitation services increased from 75% in 1993 to 97% in 2003. The same ratio is speculated to persist in 2007 if not increase.

Despite these efforts, the proportion of collected or treated water is 23% of the overall proportion (check challenges of water resources management and urban environment management). There exists a pressing need to raise the level collection and recycling levels so it corresponds to the international level which is 60-70%.

Aiming towards reusing recycled waste-water, Bahrain developed ambitious plans to use around 200 thousands meters cube everyday of treated water by 2011. The sought after outcome is that this water will irrigate an area of 2973 hectares of productive farms, in addition to irrigating green areas and forestation activities. Despite the relative progress in implementing this project (figure 3), the plan of implementing the project encountered some hindrances that delayed it for about 5 years, thus; reducing the efficiency of realizing the project goals, especially those pertaining to preserving underground water.

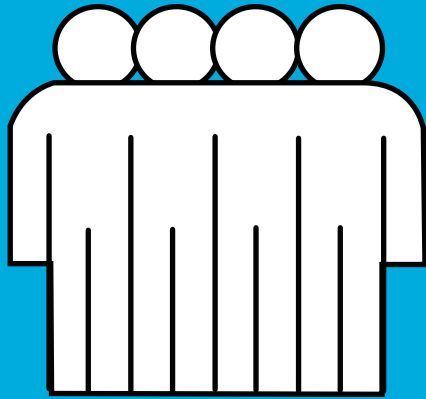
Figure 3: Progress of producing and reusing treated waste-water in a three-phase system



N.B: Data from 2007 until October 2007 (Source: Ministry of Public Work and Housing)

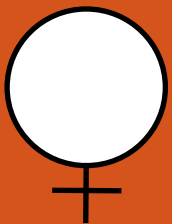

Indicator: Proportion of households with access to a secure tenure: 100% of households

The Constitution of Bahrain stipulates that all citizens should have access to tenure. Practically speaking, there are not any random residential gatherings or slums that lack basic services. But there is a fraction of people who live in old and poor houses, and there is a government-controlled project to renovate and reconstruct these houses. In any case, this issue comes in the framework of the first goal more than being an environmental problem in the direct sense.



Goal 8

Develop a global partnership
for development



Targets:

- 1- Develop further an open, rule-based, predictable, non-discriminatory trading and financial system (includes a commitment to good governance, development, and poverty reduction – both nationally and internationally).
- 2- Address the special needs of the least developed countries through tariff and quota-free access for least-developed countries' exports, debt reduction and more official developmental aid.
- 3- Address the special needs of landlocked countries and small islands developing states
- 4- Deal comprehensively with the debt problems of developing countries through national and international measures in order to make debt sustainable in the long term
- 5- Develop and implement strategies for decent and productive work for youth
- 6- Provide access to affordable essential drugs in developing countries
- 7- Make available the benefits of new technologies, especially information and communications

The eighth goal of the millennium development goals has a special nature that differs from other goals. While these are specific goals achieved at the national level through national policies, the eighth goal pertains to international cooperation and collective responsibility at the global level, to find an environment that catalyzes the attainment of the millennium development goals. The eighth goal also comprises commitments of developed countries vis-à-vis developing countries, by helping them realize developmental goals, without overlooking the responsibility of national governments in adopting economic and institutional policies that correspond with requirements of partaking in the global economy and abiding by its rules.



This goal also includes a number of various targets, in addition to the largest number of indicators (15 indicators). Hence, addressing this goal will slightly differ from addressing other goals.

On the one hand, certain goals have a global nature decisively and cannot be adopted at the national level, but they might have some repercussions that might be discussed. On the other hand, specific targets pertain to countries that have special cases. Also, some targets and indicators apply to the national level.

In general, in the second phase of preparing the millennium development goals report, this goal will be handled from a national perspective, in its capacity as an analysis of the macro-economic and macro-social situation in Bahrain, which might constitute either a helping or obstructing environment to achieve the millennium development goals. In the current report, we will in general tackle the overall characteristics of the situation in Bahrain, and examining the various targets and indicators in relation to how applicable it is to the national level, akin to what was tackled upon addressing the other seven goals.

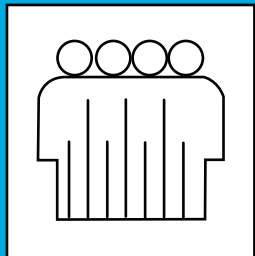
What was achieved at the level of the third goal: the targets with an international character?

The first four targets include: international trade system, needs of developing countries, problems of landlocked countries and islands, and the debt crisis. As we have mentioned earlier, the responsibility in achieving these targets is an international and collective responsibility, though it has a special significance and repercussions in some concerned countries, with respect to the results and the responsibility in scouting solutions and treatments. How is Bahrain's relation with these targets determined?

Developing a global trading and financial system

Bahrain continued to progress rapidly in economic and trading and financial openness on the world, towards integrating in the global market, in what necessitates a key amendment of its laws, regulations, and institutions.

To meet these requirements, Bahrain integrated some amendments to its legislations. The law of boycott was cancelled, and the law of practicing law firm was amended, allowing offices and law firms and foreign lawyers to offer legal services. A law prohibiting human trafficking was issued, and the Labor law witnessed some amendments which are yet to be ratified by Parliament to permit the formation of unions in the governmental sector. A labor market and labor fund regulation was ratified to secure greater freedom for foreign and domestic laborers. Bahrain has also joined the international convention for fighting money laundry and terrorism and the law regulating these issues was amended.



The government also took measures and amended financial and bank legislations in order to promote further transparency in this sector.

The Kingdom of Bahrain is also a founder of the World Trade Organization. It liberated various economic sectors and encourages investment and created an adequate environment for this. It also developed open trade system and reformed the labor market, responding to the requirements of modernizing the economy towards diversity, so it does not only rely on oil, but rather depend on information economy and industries and services that add a value-added and employ domestic laborers and provide increasing job opportunities.

The signature of free trade agreements with the United States in 2006 was a significant step in this regard, as Bahrain is the first GCC country and the third Arab country to achieve so.

In conclusion, Bahrain seeks to integrate in the global economy, adopting the rules of this system and its mechanisms. It thus endeavors to cope with its requirements. The kingdom does not task itself currently with formulating this global trading and most just system, and it does not establish regional and international alliances to play this role jointly with other countries.

Access to markets

In harmony with the above mentioned behavior, Bahrain adopts a dual track policy towards the market. It signed trading conventions, namely the free trade agreement with the United States. This agreement led to the increase of external trade between both countries to 252 million dinars in 2006, in return for 228 dinars in 2005. During the second half of 2006 and first half of 2007, the ratio increased to 329 dinars (11)..

There are also joint investment projects that benefit from advanced American technology and products. While the ratio of Bahrain's import of American items such as cars, computers among others, Bahrain's exports to the US of aluminum metallic and chemical products and raw material have increased.

Elsewhere, the joint gulf market means the flow of items and gulf laborers and the freedom of investment and national ownership and GCC companies. In fact, the Kingdom of Bahrain is on the forefront of implementing GCC resolutions in this regard. It amended the real estate ownership to allow the GCC companies and individuals own properties in Bahrain. It also allowed foreigners to own apartments.

The central apparatus information reveal that the kingdom's exports to the GCC are increasing, reaching 252 million dinars, while the imports reached 180 million dinars. The size of foreign trade with GCC reached 779 million dinars in 2005, a ratio of 27% of the overall kingdom's foreign trade which reached 2891 million dinars in 2005. As for the Arab states, the size of trade with them reached 822 million dinars, 28% of the overall foreign trade.

The Kingdom of Bahrain has allowed the exchange of the companies' shares in the GCC bourses, while at the same time; shares of some companies in the Bahraini are exchanged in Gulf bourses. In addition, Gulf citizens have the right to possess Bahraini company shares. To sum up, this has contributed to a significant increase in investment and circulation of non-Bahrainis in Bahrain Stock Exchange, which increase the percentage of shares exchanged by non-Bahrainis to 48.6% in 2007 compared to 43.8% in 2003.

The total exports of \$ 4587 million Bahraini dinars represent nearly 77% of the GDP which reached 5951.33 million dinars in 2006, while imports constitute 3953.7 million Bahraini dinars, representing 66.4% of GDP. The foreign trade figures showed that the main importers from Bahrain are Saudi Arabia, the GCC states in general and the United States, Singapore, India, Japan, Taiwan and South Korea, France, Australia, Germany and Italy respectively, while the most important exporters for the Kingdom of Bahrain are Saudi Arabia and are the Gulf Cooperation Council states in general Japan and the United States, Singapore, Germany, India and the United Kingdom, Italy, France, Brazil and Korea. It could be argued that Saudi Arabia and the United States, Japan, Singapore and Germany are the most important trading partners of the Kingdom of Bahrain (14).

In addition, the real estate sectors was liberated and open in front investments, so that the giant investment projects in the process of completion, mostly Gulf investments, which includes in addition to housing projects, service and investment hospitals, universities and private schools and other.

The government enacted the policy of diversifying income sources and the expansion of heavy and manufacturing industries by Gulf government-funded investments in a number of industries, such as aluminum and amputation and chemicals, as well as financial services, banking and tourism. Bahrain has made great strides to stabilize the economic stability and to maximize the role of the private sector and make use of the surplus to promote development and diversification of income sources and economic structures, as shown by developments in the components of GDP over the past years. Those developments came in light of the economic prosperity witnessed in all the Gulf Cooperation Council states. This economic recovery is supported by an oil income that provided high liquidity reinforcing treasury revenue and allowing ample room to spend on capital projects and infrastructure, thereby contributing to higher rates of capital flows, which reinforced expectations of continued Recovery of all economic sectors, especially real estate, which is still witnessing significant recovery.

The GDP growth rate reached 6.5% in 2006, in light of the progress witnessed by the by the kingdom in different vital sector. The International Monetary Fund expected the GDP growth ratio to become 6.6% and 6.2% in 2007 and 2008, speculating the kingdom's economy to become one of the speediest economies in the Middle East in the coming period. The GDP per capita recorded a high ratio if compared to other GCC, as Bahrain assumed the third rank at 19.8 thousand dollars, after both Qatar and UAE respectively.

The foregoing gives an idea about the nature of the macroeconomic framework which encircles the development process and the realization of the millennium development goals in Bahrain. It shows in brief that the kingdom achieves high growth levels for many reasons, including its advanced integration into the world's economy and the GCC economy in particular. It is also characterized by a diversified economy and an active role in the private sector and the global and gulf investments, in addition to a significant role assumed by the state in this trend. Hence, this sets a general framework for the development process and leaves its impacts on social, environmental, and institutional options.

The Least developed countries and the debts:

The targets pertaining to the least developed countries, and the landlocked countries and debts, do not apply to Bahrain. Those meant here are the countries suffering from economic difficulties, which requires allocating extra support for them. This is not the case of Bahrain. Though Bahrain is an island with a small area, its resources, diversified economy, and its integration into the Gulf economy, renders it outside the context of the countries suffering from economic difficulties. As it is known, Bahrain is among the countries whose income is high and belongs to the countries whose development level is high according to Human Development index.

Spreading the benefits of modern technologies in collaboration with the private sector

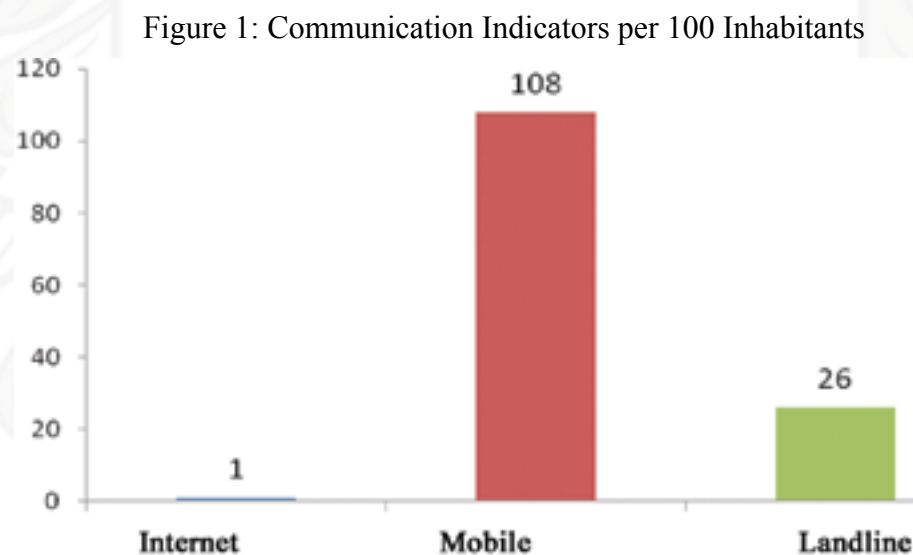
The economic and trade openness emanated the introduction of modern communication companies and the establishment of a number of universities and institutions, in addition to opening more investment and commercial banks. The indicators lie in the emergence of new generations of information technology and communication services which existed on a gross scale, by both the private and public sectors.

As the university sector became open to the private sector, many universities and training institutions opened, some of which are specialized in sciences and technologies. This contributed to transforming the technology from developed countries to Bahrain, and the students of these universities were introduced to this technology.

This policy emanated the establishment of a large number of modern banks and a considerable number of international banks in the kingdom. These banks employ advanced management manners and modern technologies in its various activities and branches. Hence, they partook in transferring the new technology in running the banks to the kingdom, and permitted Bahraini bankers to gain the necessary modern technology to administer financial and banking services.

The kingdom of Bahrain continued to deregulate its economy sectors, namely the telecommunication sector, as it established the Telecommunication Regulatory Authority which supervises this vital sector. Therefore, Batelco Company is no longer monopolizing the telecommunication sector, but Zein Company for mobile phones entered the market alongside tens of companies that offer internet services and others. In this regard, 134 companies were licensed until Jul 2007. This has contributed to reducing the cost of telecommunication and developing the kind of services and quality. It has also introduced new services in a way that went in line with the quick economic growth, attracting investments to Bahrain which has become further competent. A large proportion of Bahraini labors who are experts in information technology were hired.

If we move to the proposed communication indicators (number of landlines, mobiles, and internet) per hundred inhabitants, we notice that these ratios are high for both landlines and mobiles, while it is still low for the internet as it appears in this figure:



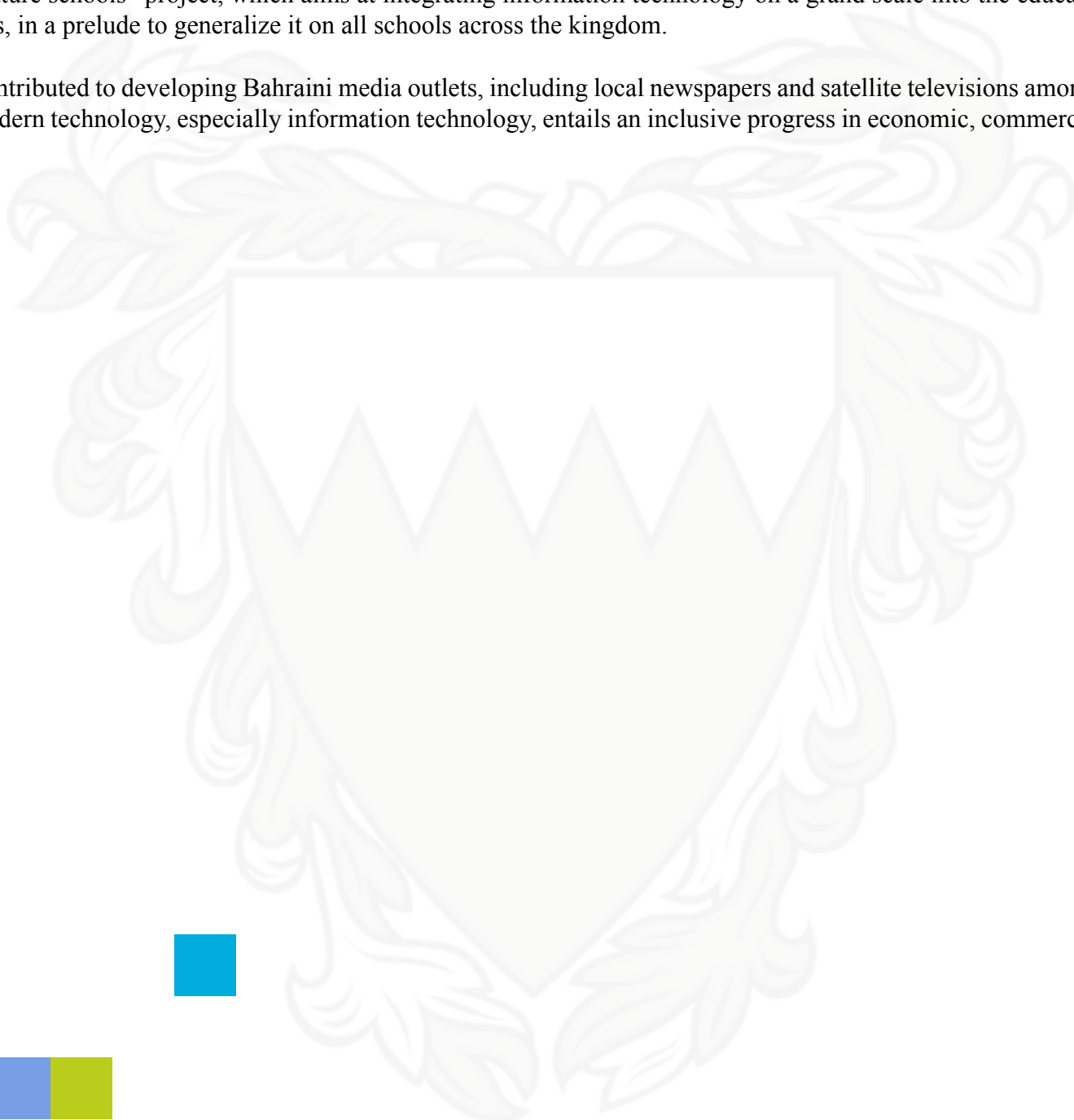
Source: Website of Telecommunication Regulatory Authority (statistics pertaining to internet are from 2004).

However, these indicators only reflect the consumption side of technology use, and do not imply the role of this use in enhancing knowledge or production, or the private and public administrations.

In fact, Bahrain has recorded a number of positive steps not only at the level of consumption. Introducing modern technology, especially information technology, contributed to increasing productivity and improving its quality in all sectors, particularly, banks, financial companies, real estates, transportation, and industry.

As for education, there is a “future schools” project, which aims at integrating information technology on a grand scale into the educational process in a number of elementary and high schools, in a prelude to generalize it on all schools across the kingdom.

Information technology has contributed to developing Bahraini media outlets, including local newspapers and satellite televisions among others. Generally speaking, generalizing the use of modern technology, especially information technology, entails an inclusive progress in economic, commercial, educational, and living domains, in addition to others.





Annexes

Annex (1)

Cabinet Decision (02-1910) & Cabinet Decision (10-1936)

On the assignment of the Ministry of Social Development, Ministries and other parties to prepare The Kingdom of Bahrain's Report on the Millennium Development Goals in coordination with the UNDP.

The Cabinet decided in its meeting – which took place on the 3rd of December 2006 – to assign the Ministry of Social Development the mission of coordinating, with the ministries and agencies concerned – Ministries of Health, Education, Works and Housing, Finance, Supreme Council for Women, Information, Public Authority for the protection of Marine Resource and Environment– to prepare the Kingdom of Bahrain's Report on achieving the Millennium Development Goals, in coordination with the UNDP on a regular bases.

The Cabinet issued, at its meeting on 24th of June 2007, decision number (10-1936) which states that the General Organization for Youth and Sports should be added as a concerned party to prepare the Kingdom of Bahrain's Report on achieving the Millennium Development Goals.

Annex (2)

Decision number 52 for the year 2007 to create an MDG National Committee for the preparation of the Kingdom of Bahrain's Report on achieving the Millennium Development Goals.

The Cabinet's decision number (02-1910), which took place on the 3rd of December 2006, to assign to the Ministry of Social Development the responsibility of coordinating with the other concerned ministries and agencies, which are the Ministries of Health, Education, Works and Housing, Finance, Supreme Council for Women, Information, Public Authority for the protection of Marine Resource and Environment to prepare the Kingdom of Bahrain's Report on achieving the MDGs, in coordination with the UNDP in regular bases.

And the Cabinet, at its meeting on 24th of June 200, issued decision number (10-1936), which stated that the General Organization for Youth and Sports should be added as a concerned party to prepare the Kingdom of Bahrain's Report on achieving the Millennium Development Goals.

Article 1

The MDG National Committee is made up of representatives from relevant stakeholders, under the title of “The National Committee to prepare the National Report on the Millennium Development Goals.” Directed by Mrs. Jameelah Abdulla Al Kooheji, Director of Public and International Relations Directorate (PR), the Committee’s members are:

1- Ministry of Social Development:

Fatima Mahmood	Director of the International Relations Department
Ahmed Rabee’ah	First Practitioner of Quality
Fatima Al-Sa’igh	Practitioner of National Relations

2- From the UNDP:

Mohammad Al Shareef	UNDP- Assistant Resident Representative
Mohamad Al Faris	UNDP- Programme Associate

3- Ministry of Education:

Wedad Al-Moosawi	Director of Public Relations and Information
------------------	--

4- Ministry of Health:

Fahimah Al-Mutawa’	Service Coordinator of Children and Maternity Care
--------------------	--

5- Ministry of Finance:

Ja’far Al-Sa’igh	Director of Economical and Sectoral Planning Section
------------------	--

6- Public Authority for the protection of Marine Resource and Environment:

Shakir Khamdan	Director of Environmental Monitoring Department
----------------	---

7- Supreme Council for Women:

H.H. Shaikha Lulwa Al Khalifa	Director of the Evaluation Section
----------------------------------	------------------------------------

8- Ministry of Information:

Huda Al-Shurooky	Director of Social and Environmental Statistics
------------------	---

9- Ministry of Works and Housing:

Abduljaleel Al-Sibi’	Specialist Engineering Professional
----------------------	-------------------------------------

10- General Organization for Youth and Sports:

Sawsan Takwey Director of Public Relations Department

11- Labor Market Regulatory Authority:

Nethaal Al-Banna Director of Quality Management

12- Women's Union:

Lulwah Abul Member of the Women's Union

13- Bahrain Medical Society:

Sameer Al-Haddaad General Secretary

14- Bahrain's Chamber of Commerce and Industry:

Kareemah Al-Binay First Economic Researcher

15- Al Shabeeba Society:

Husain Al-Haleeby President

16- Isa Town Charity Fund:

Majdy Al-Nasheet President

Article 2:

The MDG National Committee conducts the following tasks:

- Collecting and studying available data and indicators, as well as researching and analyzing.
- Making a preliminary report based on the data in hand and data needed for the Millennium Development Goals.
- Easing the job and getting the data needed to finish the report.
- Planning the work beforehand and creating a timetable.
- Recording any notes on the report's draft, and send it to the H.E. the Minister.
- Submitting regular report by the representatives to their relevant entities on the progress of the committee

Article 3:

The MDG National Committee should pick one of its members to be the committee's Administrator, who will be in charge of organizing the meetings and writing reports on those meetings, and all that enables the committee to finish its work. Furthermore, the committee should elect a Deputy Director during its first meeting.

Article 4:

The MDG National Committee should gather and meet in the time and place, which the director chooses. The meeting should involve more than half the committee's members, Director or Deputy Director included.

Article 5:

The MDG National Committee is free to choose and ask aid from experienced people and experts to benefit from their advices and opinions. And the committee is allowed to form a team – from its members or otherwise – occupying experts to view and review any and all the jobs it excels in.

Article 6:

The Team can deploy whom it sees fit to make a report. Their jobs are as follows:

- Clarifying data and indicators that the committee would want to be added in the report to provide some thoughts and recommendations about projects involving the Kingdom of Bahrain and have connections with the eight Millennium Development Goals.
- Helping in a perception about the general shape of the report and sticking to it after the approval of most of the members.
- Analysis of the statistical data in cooperation with the Ministry of Information, and the relevant ministries, and checking its accuracy and consistency, and compatibility with the indicators of the MDGs.

- Forming specialized working groups covering all of the MDGs. Ensure the proper functioning of the groups and collective participation of all in the report.

- Collecting contributions from the specialized working groups and prepare the draft report based on those contributions, with emphasize on unification when it comes to language, methodology, data sources and presentation. Ensure the quality of statistical data published and the analysis' objectivity, which are contained in the report.

- Suggesting a mechanism to discuss the first draft of the report with the National Committee and the experts' team. Reviewing recommendations and suggestions received from the participants. Combining all inputs into the draft report, with proper consistency and scientific terms.

- Creating the final form of the report within the time limit, and finally sending it to the National Committee for discussions and plans.

Article 7:

Work is to be based on these articles starting from the day it was issued, and should be declared and published in official newspapers.

Dr. Fatma Mohammad Al Balooshi
Minister of Social Development

Annex (3)

The National Experts Team which are appointed to make the report with the help of the members in the National Committee

First Goal

- **Dr. Abdulla Al-Sadiq**
Bahrain Center for Study and Research -
Team Leader

From Bahrain Center for Studies and Research

- Dr Muhammad Al-Rumaith
- Dr Suha Husain Al-Saeed
- Abduljaleel Al Nuaimi
- Mona Al-Fathel
- Saad Hmood Al-Sadoon

From Ministry of Social Development

- Dr Atef Al-Shebrawy Ebrahim

From Isa Town Charity Fund

- Majdy Jasim Al-Nasheet

From Ministry of Information

- Omar Al-Kohagy

Second Goal

- **Dr. Jehaan Al-Omran**
The University of Bahrain- Team Leader

From Ministry of Information

- Mouza Al-Dosary

From the University of Bahrain

- Dr. Faisal Hameed Al-Mulla
- Dr. Amaany Al-Shirawi

From the National Assembly for Education and Training Support

- Saeed Abdulla Asbool

From the Kuwaiti Financing House

- Khalid Muhammad Rafeea

From Ministry of Education

- Faiqa Al-Saaleh
- Wedaad Al-Mosouy

Third Goal

- Dr. Ebtihaaj Al-Aali

The University of Bahrain- Team Leader

From Ministry of Information

- Huda Al-Shurooqi
- Mousa Al-Dosiry

From Supreme Council for Women

- Shaikha Lulwah Al Khalifah

From Labor Market Regulatory Authority

- Nethal Al-Banna

From Bahrain Chamber of Commerce and Industry

- Kareema Al-Bannay

From Ministry of Health

- Dr. Gardenia Al-Safaar

From the Bahraini Business women Organization

- Fatima Jawad

Forth, Fifth and Sixth Goals

- Dr. Faheemah Al-Mutawa

Ministry of Health- Team Leader

From Ministry of Health

- Dr. Aadil Salman Al-Saed
- Dr. Mahaa Ali Isa
- Dr. Fatima Abdulla Habeeb
- Dr. Fareedah Al-Dalal

From Bahrain Medical Society

- Dr. Sameer Abdulla Al-Haddaad

From Bahrain Center for Studies and Research

- Dr. Muhammad Al-Rameeth

From Ministry of Information

- Futooh Seiady

Seventh Goal

- Dr. Waleed Zubaary

Arabian Gulf University- Team Leader

From Bahrain Center for studies and research

- Dr. Ebrahim Abdul Qaader

From University of Bahrain

- Dr. Khadeeja Zainal

From Arabian Gulf University

- Dr. Asmaa Abuhusain
- Dr. Subaah Al-Junaid

From National Oil and Gas Authority

- Muhammad Jaffar Al-Sayaad

From United Nations Environment Programme

- Ahmed Gassan

From Environment General Authority

- Husain Makki
- Suzan Ajawi

From Ministry of Information

- Sameera Meftaah

Eighth Goal

- Eman Al-Dosary

Ministry of Industry and Commerce- Team Leader

From Bahrain Center for Studies and Research

- **Dr. Abdulnaby Al-Akri**
- Dr. Muhammad Al-Rumaith

From Ministry of Finance

- Dr. Jaffar Al-Saig

From Bahrain Chamber of Commerce and Industry

- Kareema Al-Bannay

From Ministry of Foreign Affairs

- Salah Al-Malky

From Mena for Touristic & Real Estate Investment – Bahrain Economic Development Board

- Waheeda Al-Douy

Annex (4)

The Team Assigned with the Task of Preparing the Report in it's Final Form


From the Ministry of Social Development

- Jameela Abdulla Al Kooheji Director of Public and International Relation Directorate (PR)
- Dr. Atef Al Shebrawi Community Development Advisor
- Fatima Mahmoud Director of International Relations
- Fatima Al Sabbagh Specialist International Relations

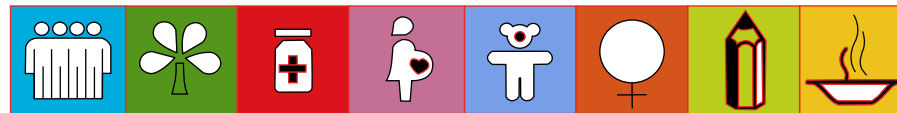

From the United Nations Development Programme

- Sayed Aqa United Nations Resident Coordinator
UNDP Resident Representative
- Mohammed Al Sharif Assistant Resident Representative
- Adib Nehmeh UNDP Expert
- Mohammed Al Faris Programme Associate
- Noor Al Shoala Programme Support Associate
- Manal Halabi Administrative Coordinator

- | | |
|---|--------------------------------|
| Technical & Statistical Revision | Dr. Abdul Hameed Abdul Ghaffar |
| Arabic Language Revision | Professor Yousif Fahad |
| Translation into English | Katia Oneissi |



The Ministry of Social Development and the United Nations Development Programme extends its appreciation and thanks to all those who contributed to the preparation and creation of this report.



United Nations
Development Programme
www.undp.org.bh

Ministry of Social
Development
www.social.gov.bh



Design & photography/ www.shukriphotography.com